



Thematic Working Group no. 5

‘Assessing RDP achievements and impacts in 2019’

Jela Tvrdonova
Hannes Wimmer

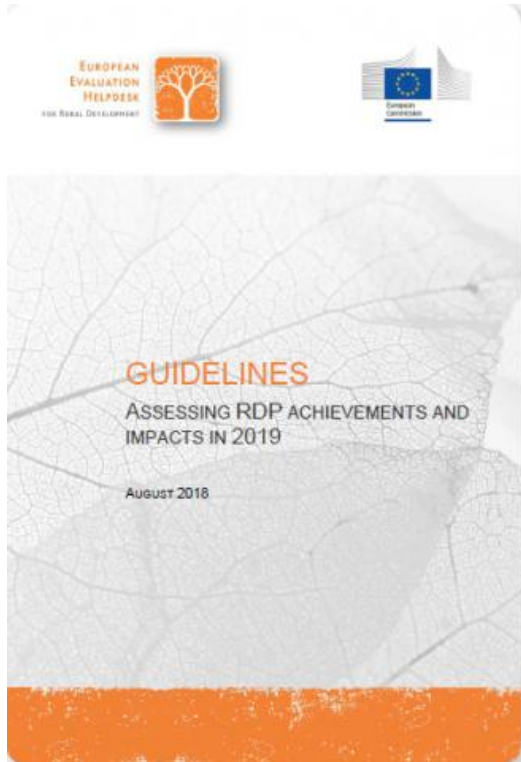
14th Meeting of the Expert Group on
Monitoring and Evaluating the CAP, Brussels, 19/08/2018

POWERED BY





Who contributed?



Drafters

8



Sounding Board

41




Expert Group

28



Peer Reviewers

3



Timeline



2018

8 Aug



Part 1



Part 2-3



Final Part 1-4



Some comments received...



Methods

- For 2019 or ex-post?
- Qualitative methods?
- Why models?
- Other methods?
- Netting out possible?

Clarify

- Optimal/alternative approach
- Use of additional indicators
- Link of fiches with SFC

Add

- Preconditions for applying methods
- Include pros and cons of methods
- ...



Content of the guidelines

Part 1

What needs to be reported?

Focus of evaluation in 2019

Legal framework

Steps for answering CEQs 22 – 30

Other guidance

Checklist for MAs

Part 2

APPROACHES

Choosing appropriate evaluation approaches

Assessment of
- RDP impacts
- contributions to EU2020 and innovation

Part 3

FICHES

Fiches for answering the CEQs 22 – 30

Part 4

TECHNICAL ANNEX

Complementary information on approaches

Additional indicators

Adequateness of evaluation approaches

Glossary

What needs to be reported?



Part 1



The progress in implementing the Evaluation Plan

Quantification of programme achievements in particular through the assessment of the Complementary Result Indicator and the relevant Evaluation Questions

Progress towards objectives of the programme and its contribution to achieving the Union Strategy for smart, sustainable and inclusive growth, inter alia assessment of the programmes's net contributions to changes in the CAP impact indicator values and relevant Evaluation Questions

+

Guidelines: Assessment of RDP Results: how to prepare for reporting on evaluation in 2017

+

Guidelines: Reporting on RDP Achievements and impacts in 2019

Guidance & Information



Part 1

For CEQs 1 – 21

[Target indicator fiches for Pillar II \(Priority I and II\)](#)

[Complementary result indicators fiches for Pillar II](#)

[Assessment of RDP results: how to prepare for reporting on evaluation in 2017 and its Annex 11](#)

[Evaluation of LEADER/CLLD](#)

[Evaluation of innovation in RDPs 2014-2020](#)

For CEQs 22 – 30

[Impact indicators fiches](#)

[Context indicators fiches and Context indicators' data from Member States](#)

[Evaluation of innovation in RDPs 2014-2020](#)

For CEQs 22, 23, 24, 25, 30

[Europe 2020 strategy and targets' information by Member State](#)

For all CEQs

Working Paper [Common evaluation questions for RDPs 2014-2020](#)

Examples of evaluation approaches

Part 2

A

- Optimal data situation
- For 2019 / ex post
- Advanced/rigorous

B

- Alternative in case of data-gaps or if other hindering factors
- Often includes qualitative component

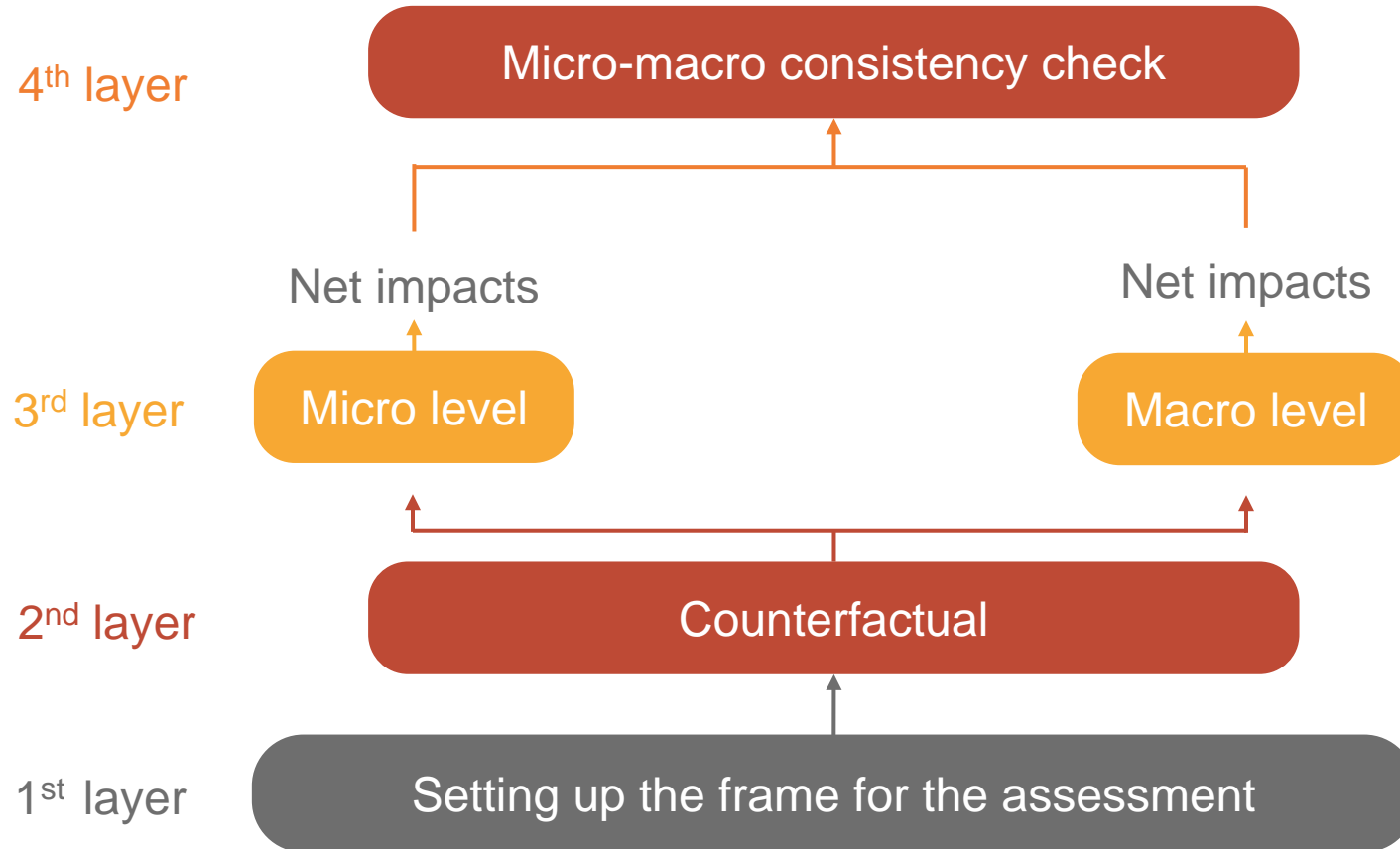
Other

- Various approaches (listed in logic models)

Choice depends on RDP size, uptake and availability of data for evaluation, but also on resources (time and skills of evaluators).



Logic model



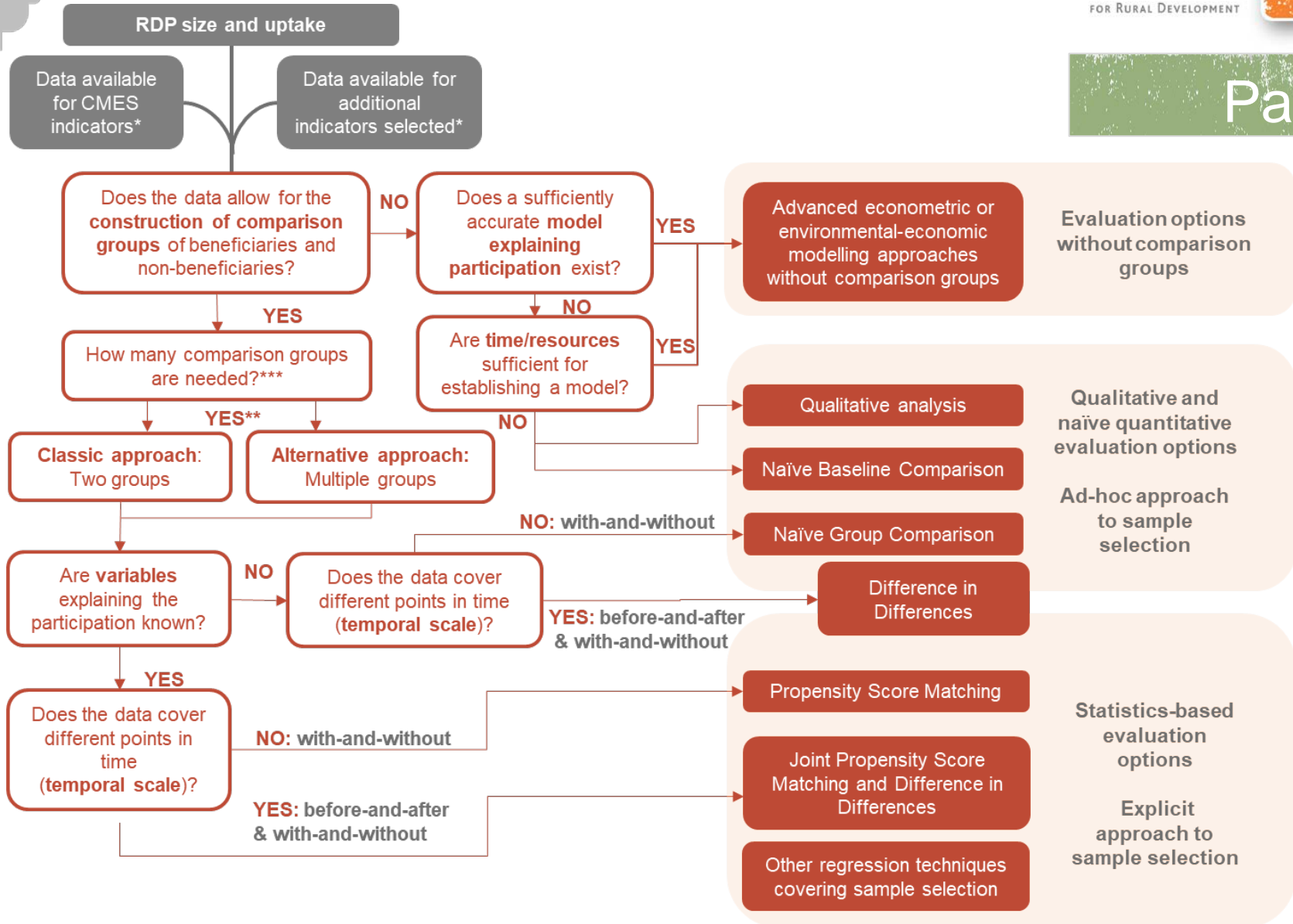
Source: FP7-project Envieval (<https://www.envieval.eu/>)



Identifying options for counterfactual



Part 2





Netting out impacts and consistency check

Micro-macro approach based on micro-analysis & extrapolation (upscaling).

Macro approach uses modelling techniques: model parameters are estimated, (considering robust causal links, possible selection bias, endogeneity, and spatial dependencies)



Micro-macro
consistency

Assessment of RDP's contribution to EU 2020 headline targets / innovation



Assess RDP's potential to contribute to headline target:

1. **Understand** the intervention logic of CEQ;
2. **Screen** the RDP measures contributing to target;
3. **Compare** the RDP potential with actual achievements.

Assess RDP's actual contribution to headline targets:

1. **Review** the common evaluation elements;
2. **Calculate** the values of indicators;
3. **Combine** values of indicators to assess overall contribution to the headline target.

Fiches for answering the CEQs 22-30



Part 3

- | | | |
|---|--|------------------------------|
| 1 | Clarification of RDP intervention logic linked to the CEQ | table/ / figure |
| 2 | Consistency check between CEQ, judgement criteria and indicators | table |
| 3 | Description of methodology to answer the evaluation question | references to PART II and IV |
| 4 | Identification of data needs and sources for common and suggested additional impact indicators | hyperlinks to data sources |
| 5 | Provision of solutions to possible challenges/risks/issues | examples |
| 6 | Provision of answer to CEQ | per judgment criteria |



Follow-up



Yearly Capacity building events



Good Practice workshops



Working document Evaluation-
related queries



Send you questions to
info@ruralevaluation.eu



Thank you for your attention!

European Evaluation Helpdesk for Rural Development
Boulevard Saint Michel 77-79
B-1040 Brussels
Tel. +32 2 7375130
E-mail info@ruralevaluation.eu
<http://enrd.ec.europa.eu/evaluation>

Follow us on  [ENRD_EVALUATION](#)