

DOCUMENTO TECNICO

Il quadro degli indicatori di output per il 2023-27

Ottobre 2021





**Documento realizzato nell'ambito del Programma Rete Rurale
Nazionale 2014-20
Piano di azione biennale 2021-23
Scheda progetto CREA 4.2**

Autorità di gestione: Ministero delle politiche agricole alimentari e forestali

Ufficio DISR2 - Dirigente: Paolo Ammassari

Autori: Cagliero R., Camaioni B., D'Alicandro N. (CREA PB)

Data: ottobre 2021

Il documento fa riferimento alle proposte regolamentari presentate dalla Commissione e ai documenti presentati nell'ambito del Gruppo esperti di valutazione Europeo, a cui si rimanda per eventuali dettagli <https://www.reterurale.it/flex/cm/pages/ServeBLOB.php/L/IT/IDPagina/18642>



Sommario

Premessa.....	4
La lettura del documento.....	5
La lista aggiornata degli indicatori di output.....	7
Elementi di sintesi degli indicatori di output.....	9
La struttura delle fiche degli indicatori di output.....	11
Riferimenti	12
Allegato 1 - Confronto tra elenco iniziale e finale degli indicatori di output.....	13
Allegato 2 - Le fiche degli indicatori di output	17

Acronimi

AdG	Autorità di Gestione
PSR	Programma di sviluppo Rurale
PSP	Piano Strategico PAC
RRN	Rete Rurale Nazionale
GREXE	EXPERT GROUP FOR MONITORING AND EVALUATING THE CAP



Premessa

Il processo di definizione del quadro regolamentare della futura PAC è ormai in via di consolidamento. Concluso l'accordo politico, si attendono i regolamentari definitivi e soprattutto i documenti della cosiddetta giurisprudenza secondaria (atti delegati ed esecutivi), linee guida, documenti di lavoro, che sono fondamentali per la programmazione e per i sistemi di valutazione e monitoraggio. Le indicazioni disponibili fino a oggi hanno orientato alcuni aspetti metodologici che gli Stati membri e il MiPAAF e la Rete Rurale Nazionale hanno utilizzato per costruire il percorso logico che dalla analisi di contesto conduce alla identificazione, via SWOT, dei fabbisogni di intervento. Ma in diversi aspetti le attività ancora risentono della mancanza di un quadro normativo consolidato e definitivo, e appunto le indicazioni di implementazione ed in particolare riguardo alla performance.

Questo lavoro si pone in questo contesto, tra un quadro normativo in definizione e l'esigenza di procedere con le attività di programmazione, vale a dire alla scrittura del Piano Strategico Pac (PSP), e intende fornire un aggiornamento di precedenti pubblicazioni della RRN, per contribuire a un primo consolidamento in merito alla strutturazione degli indicatori di output, alla luce delle ultime indicazioni (come quelle presentate al 26° GREXE del Settembre 2021¹), che si possono ormai considerare ad uno stato di discussione avanzato.

Tenuto conto che parte della normativa è ancora in divenire, in particolare rispetto al monitoraggio e valutazione che saranno oggetto di una pluralità di regolamenti esecutivi e delegati, questo documento può essere soggetto a future modifiche il maturare del contesto di riferimento.

¹ 26° EXPERT GROUP FOR MONITORING AND EVALUATING THE CAP
<https://www.reterurale.it/flex/cm/pages/ServeBLOB.php/L/IT/IDPagina/23053>



La lettura del documento

Come noto, il processo di programmazione dovrebbe essere caratterizzato dai requisiti di una progettazione orientata ai risultati e basata sulla determinazione e l'applicazione di indicatori solidi, misurabili e affidabili (Bolli et al., 2019; Cagliero e Licciardo, 2020) e come nelle programmazioni precedenti, le indicazioni per la stesura del futuro Programma Strategico Nazionale propongono un insieme di indicatori comuni, elencati nell'allegato 1 del Regolamento relativo ai Piani strategici.

Il presente documento presenta la lista degli indicatori di prodotto a seguito dell'accordo politico raggiunto nell'estate 2021. Infatti parallelamente alla negoziazione dei Regolamenti, le fiches degli indicatori di contesto e impatto, prodotto e risultato sono state oggetto di numerosi incontri in seno al gruppo esperti monitoraggio e valutazione. Nel Giugno 2021 si è giunti ad un accordo sul contenuto delle fiche e a settembre si è proposta la versione che riporta la numerazione definitiva che tali indicatori assumeranno nell'allegato I in approvazione. In allegato al presente documento sono inserite le 37 fiche degli indicatori, di cui 35 riservati a tipologie di intervento specifiche e 2 comuni più interventi del PSP.


Gli indicatori di prodotto hanno un ruolo centrale nel *new delivery model* in particolare nel processo di programmazione per l'individuazione dell'intervento, degli importi unitari, indirettamente nel processo di *performance clearance* per il riconoscimento delle spese e naturalmente nel monitoraggio degli interventi e della PAC in generale.

Rispetto alla programmazione 14-20, un elemento di novità riguarda innanzitutto la programmazione annuale degli indicatori di output. Inoltre si prevede una lista "chiusa" degli interventi – output che non consente di utilizzare ulteriori indicatori specifici di programma. Inoltre durante la fase negoziale particolare attenzione è stata dedicata al concetto di output parziale, ovvero la valorizzazione dell'output considerando l'evoluzione della spesa. La stessa Commissione ha precisato che il concetto di output parziale va considerato nella fase di rendicontazione e non nella fase di programmazione consentendo una semplificazione. In generale gli aspetti salienti del funzionamento degli indicatori possono essere rintracciati nel documento di lavoro della Commissione "Cover note for output and result indicator fiches"² dove si desume il ruolo degli indicatori di prodotto relativamente alla programmazione, alla *performance clearance* e al monitoraggio.

Il presente documento tecnico presenta la lista degli indicatori di prodotto³. Una tabella che sinteticamente consente di associare gli indicatori di output alla tipologia di intervento e l'unità di misura. Oltre alla codifica dell'indicatore, che sarà riportato nel Regolamento in adozione, si fornisce anche il codice utilizzato per l'indicatore fino a Settembre 2021; tale informazione è particolarmente

²<https://www.reterurale.it/flex/cm/pages/ServeAttachment.php/L/IT/D/a%252F3%252Fb%252FD.c1dddb4e71a5048e50f/P/BLOB%3AID%3D23053/E/pdf>

³ La traduzione del titolo e della descrizione dell'indicatore è a cura degli autori, possibili discrepanze possono verificarsi rispetto alla traduzione a cura della Commissione europea.



utile qualora si voglia approfondire la pertinenza di un indicatore con gli interventi programmati e utilizzare i documenti di domanda e risposta della Commissione sugli indicatori⁴. Infine si fornisce l'indice della *fiches* dove si evidenzia la struttura informativa comune per gli indicatori di prodotto.

In allegato al documento si propone una scheda di sintesi e di confronto tra la lista degli indicatori della prima proposta regolamentare, e la versione attuale 2021 per identificare in modo più semplice le modifiche intervenute e facilitarne l'approfondimento. Infine, il secondo allegato riporta le fiche degli indicatori ma va evidenziato come il contenuto riporta l'indicazione degli articoli degli interventi alla versione del Regolamento di giugno ovvero al momento dell'accordo politico.

4

<https://www.reterurale.it/flex/cm/pages/ServeAttachment.php/L/IT/D/3%252Fd%252F9%252FD.1e6aae768e1c53689464/P/BLOB%3AID%3D23053/E/xlsx>



La lista aggiornata degli indicatori di output

Codice	Indicatori di output
O.1	Numero di progetti dei gruppi operativi del Partenariato europeo per l'innovazione (PEI)
O.2	Numero di azioni o unità di consulenza per fornire sostegno all'innovazione per la preparazione o l'attuazione dei progetti dei gruppi operativi del Partenariato europeo per l'innovazione (PEI)
O.3	Numero di beneficiari del sostegno PAC
O.4	Numero di ettari per il sostegno di base al reddito per la sostenibilità
O.5	Numero di beneficiari o ettari dei pagamenti per i piccoli agricoltori
O.6	Numero di ettari oggetto di sostegno complementare al reddito per i giovani agricoltori
O.7	Numero di ettari per il sostegno ridistributivo complementare al reddito
O.8	Numero di unità (ettari o unità di bestiame) per gli eco-sistemi
O.9	Numero di unità interessati da strumenti di gestione del rischio della PAC
O.10	Numero di ettari che beneficiano del sostegno al reddito accoppiato
O.11	Numero di capi che beneficiano del sostegno al reddito accoppiato
O.12	Numero di ettari che ricevono un sostegno per le zone soggette a vincoli naturali o altri vincoli specifici, compresa una ripartizione per tipo di zona
O.13	Numero di ettari che ricevono sostegno nell'ambito di Natura 2000 o della direttiva 2000/60/EC
O.14	Numero di ettari (esclusa la silvicoltura) o numero di altre unità coperte da impegni ambientali/climatici che vanno oltre i requisiti obbligatori
O.15	Numero di ettari (silvicoltura) o numero di altre unità coperti da impegni ambientali/climatici che vanno oltre i requisiti obbligatori
O.16	Numero di ettari o numero di altre unità coperti da impegni di mantenimento per l'imboschimento e l'agroforestazione
O.17	Numero di ettari o numero di altre unità che beneficiano del sostegno all'agricoltura biologica
O.18	Numero di unità di bestiame (UBA) oggetto di sostegno per il benessere e la salute degli animali e l'aumento delle misure di biosicurezza
O.19	Numero di operazioni o unità a sostegno delle risorse genetiche
O.20	Numero di operazioni o unità di investimenti produttivi sovvenzionati nelle aziende agricole
O.21	Numero di operazioni o unità di investimenti non produttivi sovvenzionati nelle aziende agricole
O.22	Numero di operazioni o unità sovvenzionati per investimenti in infrastrutture
O.23	Numero di operazioni o unità di investimento non produttivo sovvenzionati al di fuori dell'azienda agricola
O.24	Numero di operazioni o unità d'investimento produttive al di fuori dell'azienda agricola sovvenzionate
O.25	Numero di giovani agricoltori che ricevono un sostegno all'insediamento
O.26	Numero di nuovi agricoltori che ricevono sostegno all'insediamento (diversi dai giovani agricoltori indicati al punto O.25)



O.27	Numero di imprese rurali che ricevono un sostegno per l'avvio di nuova impresa
O.28	Numero di gruppi/organizzazioni di produttori sostenuti
O.29	Numero di beneficiari che ricevono sostegno per partecipare a regimi ufficiali di qualità
O.30	Numero di operazioni o unità che ricevono un sostegno per il ricambio generazionale (escluso il sostegno all'installazione)
O.31	Numero di strategie di sviluppo locale (LEADER) o di azioni preparatorie sovvenzionate
O.32	Numero di altre operazioni o unità di cooperazione sostenute (escluso il PEI riportato al punto O.1)
O.33	Numero di azioni o unità di formazione, consulenza e sensibilizzazione
O.34	Numero di ettari sottoposti a pratiche ambientali (indicatore di sintesi sulla superficie fisica coperta da condizionalità, eco-schemi, impegni di gestione ambientale e climatica agro-forestale)
O.35	Numero di programmi operativi sovvenzionati
O.36	Numero di azioni o unità sovvenzionate nel settore vitivinicolo
O.37	Numero di azioni o unità per la conservazione/miglioramento dell'apicoltura

Elaborazione CREA-PB



Elementi di sintesi degli indicatori di output

Tipi di intervento	Codice pre-accordo	Codice post-accordo	Indicatori di output	Unità di misura
Cooperazione - Scambio di conoscenze e informazioni	O.1	O.1	Numero di progetti dei gruppi operativi del Partenariato europeo per l'innovazione (PEI)	progetti
	O.2	O.2	Numero di azioni o unità di consulenza per fornire sostegno all'innovazione per la preparazione o l'attuazione dei progetti dei gruppi operativi del Partenariato europeo per l'innovazione (PEI)	azioni o unità
Indicatore orizzontale	O.3	O.3	^{MO} Numero di beneficiari del sostegno PAC	beneficiari
Sostegno di base al reddito per la sostenibilità	O.4	O.4	Numero di ettari per il sostegno di base al reddito per la sostenibilità	ettari
Pagamento per i piccoli agricoltori	O.5	O.5	Numero di beneficiari o ettari dei pagamenti per i piccoli agricoltori	beneficiari o ettari
Sostegno complementare al reddito per i giovani agricoltori	O.6	O.6	Numero di ettari oggetto di sostegno complementare al reddito per i giovani agricoltori	ettari
Sostegno redistributivo complementare al reddito per la sostenibilità	O.6a	O.7	Numero di ettari per il sostegno redistributivo complementare al reddito	ettari
Regimi per il clima e l'ambiente	O.6b	O.8	Numero di unità (ettari o unità di bestiame) per gli ecosistemi	unità (ha o UBA)
Gestione del rischio	O.8	O.9	Numero di unità interessati da strumenti di gestione del rischio della PAC	unità
Sostegno accoppiato al reddito	O.9	O.10	Numero di ettari che beneficiano del sostegno al reddito accoppiato	ettari
	O.10	O.11	Numero di capi che beneficiano del sostegno al reddito accoppiato	capi
Vincoli naturali o altri vincoli territoriali specifici	O.11	O.12	Numero di ettari che ricevono un sostegno per le zone soggette a vincoli naturali o altri vincoli specifici, compresa una ripartizione per tipo di zona	ettari
Svantaggi territoriali specifici derivanti da determinati requisiti obbligatori	O.12	O.13	Numero di ettari che ricevono sostegno nell'ambito di Natura 2000 o della direttiva 2000/60/EC	ettari
Impegni ambientali, climatici e altri impegni in materia di gestione	O.13	O.14	Numero di ettari (esclusa la silvicoltura) o numero di altre unità coperte da impegni ambientali/climatici che vanno oltre i requisiti obbligatori	ettari e unità (no FOR)
	O.14	O.15	Numero di ettari (silvicoltura) o numero di altre unità coperte da impegni ambientali/climatici che vanno oltre i requisiti obbligatori	ettari o unità (FOR)
	O.14a	O.16	Numero di ettari o numero di altre unità coperti da impegni di mantenimento per l'imboschimento e l'agroforestazione	ettari o unità (FOR)
	O.15	O.17	Numero di ettari o numero di altre unità che beneficiano del sostegno all'agricoltura biologica	ettari o unità
	O.16	O.18	Numero di unità di bestiame (UBA) oggetto di sostegno per il benessere e la salute degli animali e l'aumento delle misure di biosicurezza	UBA
	O.17	O.19	Numero di operazioni o unità a sostegno delle risorse genetiche	operazioni o unità
Investimenti	O.18	O.20	Numero di operazioni o unità di investimenti produttivi sovvenzionati nelle aziende agricole	operazioni o unità
	O.18a	O.21	Numero di operazioni o unità di investimenti non produttivi sovvenzionati nelle aziende agricole	operazioni o unità



	O.19	O.22	Numero di operazioni o unità sovvenzionate per investimenti in infrastrutture	operazioni o unità
	O.20	O.23	Numero di operazioni o unità di investimento non produttivo sovvenzionate al di fuori dell'azienda agricola	operazioni o unità
	O.21	O.24	Numero di operazioni o unità d'investimento produttive al di fuori dell'azienda agricola sovvenzionate	operazioni o unità
Insediamento dei giovani agricoltori e avvio di nuove imprese rurali	O.22	O.25	Numero di giovani agricoltori che ricevono un sostegno all'insediamento	giovani agricoltori
	O.22a	O.26	Numero di nuovi agricoltori che ricevono sostegno all'insediamento (diversi dai giovani agricoltori indicati al punto O.25)	nuovi agricoltori
	O.23	O.27	Numero di imprese rurali che ricevono un sostegno per l'avvio di nuova impresa	imprese rurali
Cooperazione	O.24	O.28	Numero di gruppi/organizzazioni di produttori sostenuti	gruppi / organizzazioni di produttori
	O.25	O.29	Numero di beneficiari che ricevono sostegno per partecipare a regimi ufficiali di qualità	beneficiari
	O.26	O.30	Numero di operazioni o unità che ricevono un sostegno per il ricambio generazionale (escluso il sostegno all'installazione)	operazioni o unità
	O.27	O.31	Numero di strategie di sviluppo locale (LEADER) o di azioni preparatorie sovvenzionate	strategie o azioni preparatorie
	O.28	O.32	Numero di altre operazioni o unità di cooperazione sostenute (escluso il PEI riportato al punto O.1)	operazioni o unità
Scambio di conoscenze e di informazioni	O.29	O.33	Numero di azioni o unità di formazione, consulenza e sensibilizzazione	azioni o unità
Indicatore orizzontale	O.31	O.34	^{MO} Numero di ettari sottoposti a pratiche ambientali (indicatore di sintesi sulla superficie fisica coperta da condizionalità, eco-schemi, impegni di gestione ambientale e climatica agro-forestale)	ettari
Tipi di intervento settoriali	O.33	O.35	Numero di programmi operativi sovvenzionate	programmi operativi
	O.34a	O.36	Numero di azioni o unità sovvenzionate nel settore vitivinicolo	azioni o unità
	O.35	O.37	Numero di azioni o unità per la conservazione/miglioramento dell'apicoltura	azioni o unità

Elaborazione CREA-PB



La struttura delle fiche degli indicatori di output

Nome indicatore	Indica il titolo dell'indicatore utilizzato nel Regolamento / nei documenti di orientamento della Commissione
Definizione	Fornisce una concisa definizione dell'indicatore
Tipi di intervento interessati	Individua i tipi di intervento interessati dall'indicatore di output indicando un riferimento all'articolato del Regolamento
Metodologia	Individua la modalità di conteggio dell'indicatore per l'anno finanziario interessato
Metodologia per i valori aggregati	Identifica la suddivisione dei valori aggregati
Unità di misura	Indica l'unità o le unità di misura utilizzate (ad esempio ettari, UBA, numero di beneficiari, unità etc.)
Commenti/caveat	Fornisce un'interpretazione dell'indicatore a fini del monitoraggio



Riferimenti

- Bolli M. Cagliero R., Cisilino F., Cristiano S., Licciardo F. (2019), L'analisi SWOT per la costruzione delle strategie regionali e nazionale della PAC post-2020, Rapporto Rete Rurale Nazionale 2014-2020, Mipaaf, Roma
- Camaioni B., Cagliero R., Pallara P. (2021), PAC post 2020, verso la lettura dell'efficacia di attuazione dei futuri PSN, PianetaPSR numero 101 aprile 2021
- Cagliero R., Licciardo F. (2020), Virgilio, ovvero come orientarsi negli indicatori dei policy brief. Documento di orientamento; Rapporto Rete Rurale Nazionale 2014-2020, Mipaaf, Roma.



Allegato 1 - Confronto tra elenco iniziale e finale degli indicatori di output

EC PROPOSAL		FINAL TEXT	
Type(s) of interventions	Output indicators	Type(s) of interventions	Output indicators
European Innovation Partnership for agricultural knowledge and innovation (EIP)	O.1 Number of EIP operational groups	Cooperation (Art. 71) Knowledge exchange and information (Art. 72)	O.1 Number of European Innovation Partnership (EIP) operational group projects
	O.2 Number of advisors setting up or participating in EIP operational groups		O.2 Number of advice actions or units to provide innovation support for preparing or implementing European Innovation Partnership (EIP) operational group projects
CAP support	O.3 Number of CAP support beneficiaries		O.3^{MO} Number of CAP support beneficiaries
Decoupled direct support	O.4 Number of ha for decoupled DP	Basic income support for sustainability (Art. 17)	O.4 Number of hectares for basic income support for sustainability
	O.5 Number of beneficiaries for decoupled DP	Payment for small farmers (Art. 25)	O.5 Number of beneficiaries or hectares of payments for small farmers
	O.6 Number of ha subject to enhanced income support for young farmers	Complementary income support for young farmers (Art. 27)	O.6 Number of hectares subject to complementary income support for young farmers
	O.7 Number of beneficiaries subject to enhanced income support for young farmers		
		Complementary redistributive income support for sustainability (Art. 26)	O.7 Number of hectares for complementary redistributive income support
		Schemes for the climate and the environment (Art. 28)	O.8 Number of units (hectares or livestock units) for eco-schemes
Risk management tools	O.8 Number of farmers covered by supported risk management instruments	Risk management (Art. 70)	O.9 Number of units covered by supported CAP risk management tools
Coupled support	O.9 Number of ha benefitting from coupled support	Coupled income support (Art. 29)	O.10 Number of hectares benefitting from coupled income support
	O.10 Number of heads benefitting from coupled support		O.11 Number of heads benefitting from coupled income support



Payments for natural constraints and other region specific constraints	O.11 Number of ha receiving ANC top up (3 categories)	Natural or other area-specific constraints (Art. 66)	O.12 Number of hectares receiving support for areas facing natural or other specific constraints, including a breakdown per type of areas
	O.12 Number of ha receiving support under Natura 2000 or the Water Framework Directive	Area-specific disadvantages resulting from certain mandatory requirements (Art. 67)	O.13 Number of hectares receiving support under Natura 2000 or the Directive 2000/60/EC
Payments for management commitments (environment-climate, genetic resources, animal welfare)	O.13 Number of ha (agricultural) covered by environment/climate commitments going beyond mandatory requirements	Environmental, climate and other management commitments (Art. 65)	O.14 Number of hectares (excluding forestry) or number of other units covered by environment/climate commitments going beyond mandatory requirements
	O.14 Number of ha (forestry) covered by environment/climate commitments going beyond mandatory requirements		O.15 Number of hectares (forestry) or number of other units covered by environment/climate commitments going beyond mandatory requirements
			O.16 Number of hectares or number of other units under maintenance commitments for afforestation and agroforestry
	O.15 Number of ha with support for organic farming		O.17 Number of hectares or number of other units with support for organic farming
Payments for management commitments (environment-climate, genetic resources, animal welfare)	O.16 Number of livestock units covered by support for animal welfare, health or increased biosecurity measures	Environmental, climate and other management commitments (Art. 65)	O.18 Number of livestock units (LU) covered by support for animal welfare, health or increased biosecurity measures
Payments for management commitments (environment-climate, genetic resources, animal welfare)	O.17 Number of projects supporting genetic resources	Environmental, climate and other management commitments (Art. 65)	O.19 Number of operations or units supporting genetic resources



Investments	O.18 Number of supported on-farm productive investments	Investments (Art. 68)	O.20 Number of supported on-farm productive investments operations or units
			O.21 Number of supported on-farm non-productive investment operations or units
	O.19 Number of supported local infrastructures		O.22 Number of supported infrastructures investment operations or units
	O.20 Number of supported non-productive investments		O.23 Number of supported off-farm non-productive investments operations or units
	O.21 Number of off-farm productive investments		O.24 Number of supported off-farm productive investments operations or units
Installation grants	O.22 Number of farmers receiving installation grants	Installation of young farmers, rural business start-up and development of small farms (Art. 69)	O.25 Number of young farmers receiving installation support
			O.26 Number of new farmers receiving installation support (other than young farmers reported under O.25)
	O.23 Number of rural entrepreneurs receiving installation grants		O.27 Number of rural businesses receiving support for start up
Cooperation	O.24 Number of supported producer groups/organisations	Cooperation (Art. 71)	O.28 Number of supported Producer Groups/Organisations
	O.25 Number of farmers receiving support to participate in EU quality schemes		O.29 Number of beneficiaries receiving support to participate in official quality schemes
	O.26 Number of generational renewal projects (young/non-young farmers)		O.30 Number of supported operations or units for generational renewal (excluding installation support)
	O.27 Number of local development strategies (LEADER)		O.31 Number of supported local development strategies (LEADER) or preparatory actions
	O.28 Number of other cooperation groups (excluding EIP reported under O.1)		O.32 Number of supported other cooperation operations or units (excluding EIP reported under O.1)
Knowledge exchange and information	O.29 Number of farmers trained/given advice	Knowledge exchange and information (Art. 72)	O.33 Number of supported training, advice and awareness actions or units
	O.30 Number of non-farmers trained/given advice		



Horizontal indicators	O.31 Number of ha under environmental practices (synthesis indicator on physical area covered by conditionality, ELS, AEEM, forestry measures, organic farming)	Horizontal indicators	O.34^{MO} Number of hectares under environmental practices (synthesis indicator on physical area covered by conditionality, eco-schemes, agri - and forest environmental and climate management commitments)
	O.32 Number of ha subject to conditionality (broken down by GAEP practice)		
Sectorial programmes	O.33 Number of producer organisations setting up an operational fund/program	Sectoral types of interventions (Art. 43 and 60)	O.35 Number of supported operational programmes
	O.34 Number of promotion and information actions, and market monitoring		
		Sectoral types of interventions (Art. 52)	O.36 Number of actions or units supported in the wine sector
	O.35 Number of actions for beekeeping preservation/improvement	Sectoral types of interventions (Art. 49)	O.37 Number of actions or units for beekeeping preservation/improvement



Allegato 2 - Le fiche degli indicatori di output

Type(s) of interventions	Output indicators
Cooperation (Article 71) Knowledge exchange and information (Article 72)	O.1 Number of European Innovation Partnership (EIP) operational group projects O.2 Number of advice actions or units to provide innovation support for preparing or implementing European Innovation Partnership (EIP) operational group projects

Type(s) of interventions	Output indicators (per intervention)
	O.3^{MO} Number of CAP support beneficiaries
Basic income support for sustainability (Article 17)	O.4 Number of hectares for basic income support for sustainability
Payment for small farmers (Article 25)	O.5 Number of beneficiaries or hectares of payments for small farmers
Complementary income support for young farmers (Article 27)	O.6 Number of hectares subject to complementary income support for young farmers
Complementary redistributive income support for sustainability (Article 26)	O.7 Number of hectares for complementary redistributive income support
Schemes for the climate and the environment	O.8 Number of units (hectares or livestock units) for eco-schemes
Risk management (Article 70)	O.9 Number of units covered by supported CAP risk management tools
Coupled income support (Article 29)	O.10 Number of hectares benefitting from coupled income support O.11 Number of heads benefitting from coupled income support
Natural or other area specific constraints (Article 66)	O.12 Number of hectares receiving support for areas facing natural or other specific constraints, including a breakdown per type of areas
Area-specific disadvantages resulting from certain mandatory requirements (Article 67)	O.13 Number of hectares receiving support under Natura 2000 or Directive 2000/60/EC
Environmental,- climate and other management commitments (Article 65)	O.14 Number of hectares (excluding forestry) or number of other units covered by environment/climate commitments going beyond mandatory requirements O.15 Number of hectares (forestry) or number of other units covered by environment/climate commitments going beyond mandatory requirements O.16 Number of hectares or number of other units under maintenance commitments for afforestation and agroforestry



	O.17 Number of hectares or number of other units with support for organic farming
Environmental, climate and other management commitments (Article 65)	O.18 Number of livestock units (LU) covered by support for animal welfare, health or increased biosecurity measures
	O.19 Number of operations or units supporting genetic resources
Investments (Article 68)	O.20 Number of supported on-farm productive investment operations or units
	O.21: Number of supported on-farm non-productive investment operations or units
	O.22 Number of supported infrastructure investment operations or units
	O.23 Number of supported off-farm non-productive investments operations or units
	O.24 Number of supported off-farm productive investment operations or units
Installation of young farmers, rural business start-up and development of small farms (Article 69)	O.25 Number of young farmers receiving installation support
	O.26 Number of new farmers receiving installation support (other than young farmers reported under O.25)
	O.27 Number of rural businesses receiving support for start up
Cooperation (Article 71)	O.28 Number of supported Producer Groups/Organisations
	O.29 Number of beneficiaries receiving support to participate in official quality schemes
	O.30 Number of supported operations or units for generational renewal (excluding installation support)
	O.31 Number of supported local development strategies (LEADER) or preparatory actions
	O.32 Number of supported other cooperation operations or units (excluding EIP reported under O.1)
Knowledge exchange and information (Article 72)	O.33 Number of supported training, advice and awareness actions or units
	O.34^{MO} Number of hectares under environmental practices (synthesis indicator on physical area covered by conditionality, eco-schemes, agri- and forest environmental and climate management commitments)
Sectorial programmes types of interventions (Articles 43 and 60)	O.35 Number of supported operational programmes
Sectoral types of interventions (Article 52)	O.36 Number of actions or units supported in the wine sector
Sectoral types of interventions (Article 49)	O.37 Number of actions or units for beekeeping preservation/improvement


^{MO}: For Monitoring Only. These Output Indicators will not be used for clearance but exclusively for monitoring.



Indicator name	O.1 Number of European Innovation Partnership (EIP) operational group projects
Definition	The total number of EIP Operational Group (OG) projects that receive support under one or more of the interventions set out in the CAP strategic plan in the Financial Year concerned.
Types of intervention concerned	<p>The following type of intervention is concerned:</p> <ul style="list-style-type: none"> • Cooperation to prepare or implement EIP OG projects in accordance with Article 114 (Article 71)
Methodology	<p>The number of EIP OG projects, receiving a payment in the Financial Year concerned, should be reported by unit amount.</p> <p>If only a part of the committed amount for an operation was paid in the Financial Year concerned, only a partial output is to be reported (see cover note).</p>
Methodology for the aggregated values	<p>The following aggregates should be provided:</p> <ul style="list-style-type: none"> - The total number of operational group projects supported by intervention (if relevant, i.e. when within one intervention several unit amounts are defined) <p>Remark:</p> <p>For these aggregates, there should be <u>no double counting</u>.</p>
Unit of measurement	Number of OG projects
Comments/caveats	<p>The preparation of the OG project counts as a separate operation and can be paid as soon as it is finished and a project proposal is ready for selection. The implementation of the OG project (after selecting it) is another operation. So it is possible to pay for the preparation operation only, and before the project itself is finished.</p> <p>There is always a one-to-one relationship between an EIP OG and its innovative project. An EIP OG can run one project only: the objectives and activities of the OG project are distinctive for that OG. Thus, two different projects are always run by two different EIP OGs, no matter the OG's composition. Note that a group who did/is doing an OG project is allowed to do further OG projects, without a need to change partners.</p>



Indicator name	O.2 Number of advice actions or units to provide innovation support for preparing or implementing European Innovation Partnership (EIP) operational group projects
Definition	Number of advice actions or other units (e.g. number of advisors) to help for preparing and/or implementing EIP Operational Group (OG) projects paid in the Financial Year concerned (excluding other type of advice actions reported under O.33).
Types of intervention concerned	<p>Only the following type of intervention is concerned:</p> <ul style="list-style-type: none"> • Knowledge exchange and information (Article 72) <p>This indicator concerns support for advice for innovation purposes incentivising emergence and running of the EIP OG project. This support refers either to the project preparation period or to the facilitation during the project implementation of the EIP OG project (or both), and only if the advisor is not paid by the OG project budget (Article 71), but by an intervention under Article 72.</p>
Methodology	<p>The advice actions or other units, paid in the Financial Year concerned, in the frame of innovation support under Article 72, shall be reported per unit amount.</p> <p>If only a part of the committed amount for an operation was paid in the Financial Year concerned only a partial output is to be reported (see cover note).</p>
Methodology for the aggregated values	<p>Following aggregates should be provided:</p> <ul style="list-style-type: none"> - The total number of actions or units paid by intervention (if relevant, i.e. when within one intervention several unit amounts are defined) - The total number of advice actions paid to provide innovation support - The total number for each supported unit (other than advice actions and advisors) - The total number of advisors (this aggregate covers all actions, included those paid in advice actions or other units) <p>Remark:</p> <p>For the first three aggregates, there should be <u>no double counting</u>. For advisors double counting is allowed, to avoid high administrative burden.</p>
Unit of measurement	Number of advice actions, advisors or other units
Comments/caveats	The rationale for this indicator is to measure specific advisory efforts under Article 72 to incentivise innovation, e.g. those in accordance with Article 13(4)(e), i.e. an advisor delivering " <i>innovation support in particular for preparing and for implementing OG projects</i> ". Examples could be providing specific advisory services for innovation support, such as coaching farmers towards innovation on their farm, managing an innovation hub, which helps setting up of facilitating OG innovative projects, training advisors for innovation support.



	Support to advisors under Article 71 as part of the funding for the OG project is not included here. This is covered under O.1, because the advisor in that case is paid from the OG project budget.
--	--



Indicator name	O.3 ^{MO} Number of CAP support beneficiaries
Definition	The number of CAP support beneficiaries in a Member State i.e. that received support in the Financial Year concerned under one or more of the interventions set out in the CAP strategic plan.
Types of interventions concerned	The following types of interventions are concerned: All CAP interventions set out in the CAP strategic plan by the MS, i.e.: <ul style="list-style-type: none"> • direct payments • rural development • sectoral types of interventions
Methodology	Number of beneficiaries who received a payment in Financial Year, per intervention and per type of intervention (without double counting). For direct payments, beneficiaries are defined in Article 3(a). For rural development, beneficiaries are defined in Article 3(h).
Methodology for <u>aggregates</u>	The following aggregates should be provided: <ul style="list-style-type: none"> • The total number of farmers receiving directly support, broken down by: <ul style="list-style-type: none"> ○ male ○ female ○ non-binary⁵ • The total number of farmers beneficiaries of direct payments (Chapter II of Title III) <p>Remarks: For these aggregates beneficiaries are accounted in full and there should be <u>no double counting</u>: i.e. where a beneficiary benefits from multiple interventions, that beneficiary should be counted only once in the aggregate. If the beneficiary is a group of natural persons, a legal person or a group of legal persons, the sex of the main holder/manager of the farm is reported. The main holder/manager refers to the person who enjoys the decision-making power in relation to the agricultural activities exercised on the farm and who bears benefits and financial risks related to those activities. Only farmers directly receiving financial support are reported here. In other words, farmers benefitting indirectly from CAP support through actions of producer organisations (PO), training and advice actions, projects implemented under Local Development Strategies (CLLD/Leader), mutual fund and financial instruments are not taken into account in this indicator.</p>
Unit of measurement	Number of beneficiaries
Comments/caveats	- The detailed information by intervention and type of intervention relates to all direct beneficiaries of CAP support (not only farmers).

⁵ A number of Member States have legal provisions or practices recognising that individuals may not fall into male and female categories or may not wish to be associated with one of them. For these Member States, these individuals shall be recorded as “non-binary”.



	<ul style="list-style-type: none">- By contrast, the aggregated figures for direct beneficiaries of total CAP support and direct payments relate only to farmers.- In order to provide these data there will be a need for a unique identifier of each beneficiary (used for all support applications) to avoid double counting between Direct Payments, Rural Development and sectoral types of interventions in IACS.- Beekeepers are not accounted as farmers, i.e. they are not accounted in the aggregate.- This indicator is not used for performance clearance.
--	--



Indicator name	O.4 Number of hectares for basic income support for sustainability
Definition	The number of hectares paid for the interventions under basic income support for sustainability in the Financial Year concerned.
Types of intervention concerned	The following type of interventions are concerned: <ul style="list-style-type: none"> • The Basic income support for sustainability (BISS) including the round-sum payment for small farmers (Section 2, Subsection 2)
Methodology	The number of hectares, paid in Financial Year concerned, shall be reported per intervention unit amount .
Methodology for the aggregated values	<p>The following aggregates should be provided :</p> <ul style="list-style-type: none"> - The total number of hectares for basic income support for sustainability (i.e. the area paid after applying the entitlements) - The total number of hectares for decoupled Direct Payments taken together (i.e. for MS without entitlements, the area paid⁶ for decoupled Direct Payments; for MS with entitlements, the number of eligible hectares for direct payments, as defined in accordance with Article 4(c) held by beneficiaries of BISS (including round sum) (before taking into account the entitlements⁷) <p>Remark: For these aggregates hectares are accounted in full, there should be <u>no double counting</u>: i.e. where the same hectare benefits from support under multiple decoupled direct payments interventions, that hectare should be counted only once for the aggregate.</p>
Unit of measurement	Number of hectares
Comments/caveats	

⁶ This is equivalent to the area determined as eligible for payment after controls and before penalties.

⁷ It is used instead of the paid area as direct payments contribute to the support of the income of the whole farm whether the farmer has entitlements for its whole area or part of it. It also simplifies the calculation without double counting by allowing for geospatial location of all hectares under BISS.



Indicator name	O.5 Number of beneficiaries or hectares of payments for small farmers
Definition	The number of CAP support beneficiaries or hectares in a Member State that received support in the Financial Year concerned for the payments for small farmers.
Types of interventions concerned	The following type of interventions is concerned: <ul style="list-style-type: none"> • The payment for small farmers (Section 2, Subsection 2)
Methodology	The number of beneficiaries or hectares of payments for small farmers intervention in Financial Year concerned shall be reported per unit amount . If exceptionally the payment for small farmers was not entirely paid within the Financial Year, beneficiaries or hectares should be counted in proportion to the share of payment for the purpose of the performance clearance (see comments/caveats).
Methodology for the aggregated values	The following aggregate should be provided: <ul style="list-style-type: none"> - The total number of beneficiaries of the payments for small farmers (accounted in full) - The total number of hectares paid for the payments for small farmers <p>Remark: For these aggregates, beneficiaries or hectares are accounted in full. They cover all the payments for small farmers (i.e. those paid per beneficiary and those paid per hectare). In addition, there should be <u>no double counting</u>.</p>
Unit of measurement	Number of beneficiaries or hectares
Comments/caveats	The partial number of beneficiaries or hectares to be reported corresponds to the share of the payment in the Financial Year concerned in the total amount to be paid. For example, for a small farmer receiving only 90% of the payment in the Financial Year concerned, the reported output is 0.9. By contrast, for the aggregated values, the beneficiaries and the hectares of the payments for small farmers are accounted in full.



Indicator name	O.6 Number of hectares subject to complementary income support for young farmers
Definition	The number of hectares paid under complementary income support for young farmers in the Financial Year concerned.
Types of intervention concerned	The following type of intervention is concerned: <ul style="list-style-type: none"> • The complementary income support for young farmers (Article 27)
Methodology	The number of hectares paid in the Financial Year concerned shall be reported per unit amount .
Methodology for the aggregated values	<p>The following aggregate should be provided:</p> <ul style="list-style-type: none"> - The total number of hectares for complementary income support for young farmers (i.e. the area paid) <p>Remark: For this aggregate hectares are accounted in full and there should be <u>no double counting</u>.</p>
Unit of measurement	Number of hectares
Comments/caveats	



Indicator name	O.7 Number of hectares for complementary redistributive income support
Definition	The number of hectares paid under complementary income support for sustainability (CRISS) in the Financial Year concerned.
Types of intervention concerned	The following type of intervention is concerned: <ul style="list-style-type: none"> The complementary redistributive income support for sustainability (CRISS) (Article 26)
Methodology	The number of hectares paid in the Financial Year concerned shall be reported per unit amount .
Methodology for the aggregated values	<p>The following aggregate should be provided :</p> <ul style="list-style-type: none"> The total number of hectares for complementary redistributive income support for sustainability (CRISS) (i.e. the area paid) <p>Remark:</p> <p>For this aggregate hectares are accounted in full and there should be <u>no double counting</u>.</p>
Unit of measurement	Number of hectares
Comments/caveats	



Indicator name	O.8 Number of units (hectares or livestock units) for eco-schemes
Definition	The number of units (hectares or livestock units) paid under the schemes for the climate and environment (eco-schemes) in the Financial Year concerned.
Types of intervention concerned	The following type of intervention is concerned: <ul style="list-style-type: none"> The schemes for the climate and environment (eco schemes) (Article 28)
Methodology	The number of units (hectares or livestock units) paid in the Financial Year concerned shall be reported per intervention unit amount .
Methodology for the aggregated values	<p>The following aggregates should be provided :</p> <ul style="list-style-type: none"> The total number of hectares/livestock units paid by intervention and by unit (if relevant, i.e. when within one intervention several unit amounts are defined) The total number of hectares supported with eco-schemes (i.e. the area under commitment⁸) The total number of livestock units supported with eco-schemes (i.e. the livestock units under commitment) <p>Remark:</p> <p>For these aggregates, hectares and livestock are accounted in full. In addition, there should be <u>no double counting</u>: i.e. where the same hectare benefits from support under multiple eco-schemes interventions, that hectare should be counted only once for the aggregate.</p> <p>For livestock units the double counting should be avoided, relying on the unique ID of beneficiaries.</p>
Unit of measurement	Number of hectares or livestock units
Comments/caveats	<p>The payment for livestock units may apply in case of animal welfare commitments, commitments addressing antimicrobial resistance and, if duly justified, commitments for practices beneficial for climate.</p> <p>The coefficients to convert animal numbers in Livestock Units are available in the cover note.</p>

⁸ In case Member States apply limits or ceilings e.g. a system of degressivity of payments potentially leading to divergences between the area paid and the coverage of the commitments, the area determined after controls and before applying any limits is to be reported in the aggregate without double counting.



Indicator name	O.9 Number of units covered by supported CAP risk management tools
Definition	The total number of units covered in the Financial Year concerned by CAP risk management tools.
Types of intervention concerned	<p>The following interventions are concerned:</p> <ul style="list-style-type: none"> • Risk management tools (Article 70) <p>If financial instruments are used to provide farmers with working capital, the output should be reported here.</p>
Methodology	<p>The number of units paid in the Financial Year concerned, shall be reported per intervention unit amount.</p> <p>If only a partial payment was made in the Financial Year concerned, only a partial output is to be reported (see cover note).</p>
Methodology for the aggregated values	<p>The following aggregates should be provided :</p> <ul style="list-style-type: none"> - The total number of units supported by CAP risk management tools by intervention (if relevant, i.e. when within one intervention several unit amounts are defined) - The total number of farmers covered by supported insurance scheme - The total number of mutual funds covered by risk management support - The total number of farmers covered by supported risk management schemes other than insurances and mutual funds - The total number of farmers covered by financial instruments for risk management purposes. - <p>Remark:</p> <p>Mutual funds and farmers are accounted in full in the aggregates.</p> <p>Double counting should be avoided, as far as possible.</p>
Unit of measurement	Number of units (e.g. farmers, funds)
Comments/caveats	If insurance schemes are paid per hectare, the covered number of farmers should nevertheless be accounted in the aggregate.



Indicator name	O.10 Number of hectares benefitting from coupled income support
Definition	<p>The number of hectares paid under each area-related Coupled Income Support (CIS) intervention in the Financial Year concerned.</p> <p>For interventions under coupled income support that target oilseed crops covered by the Blair House Agreement, the area for which support has been actually paid should be reported as a separate output pursuant to Article 33(4).</p>
Types of intervention concerned	All area-related interventions under CIS (Section 3, Subsection 1)
Methodology	<p>The number of hectares, paid in the Financial Year concerned, shall be reported for each area-related CIS intervention.</p> <p>In case within one CIS intervention several unit amounts are defined (e.g. by farm size), the number of hectares paid per unit amount shall be reported.</p>
Methodology for the aggregated values	<p>Following aggregates should be provided :</p> <ul style="list-style-type: none"> - The total number of hectares paid by intervention (if relevant, i.e. when within intervention several unit amounts are defined) - The total number of hectares for groups of CIS interventions covering the same sector (i.e. the area paid for CIS, per sector). The sectors are set out in Article 30. - The total number of hectares under CIS interventions <p>Remark: For these aggregates hectares are accounted in full and there should be <u>no double counting</u>: i.e. where the same hectare benefits from support under multiple coupled income support interventions, that hectare should be counted only once for the aggregate.</p>
Unit of measurement	Number of hectares
Comments/caveats	It is possible for Member States to pay on the basis of units other than hectares, where appropriate (e.g. acres; decares; etc). However, planning in the CAP plan and reporting in the annual performance report should be done based on the number of hectares.



Indicator name	O.11 Number of heads benefitting from coupled income support
Definition	The number of heads paid for the interventions under each animal-related Coupled Income Support (CIS) intervention in the Financial Year concerned.
Types of intervention concerned	All animal-related interventions under CIS (Section 3, Subsection 1)
Methodology	The number of heads paid in the Financial Year concerned should be reported for each animal-related CIS intervention . In case within one CIS intervention several unit amounts are defined (e.g. by herd size), the number of heads paid per unit amount shall be reported.
Methodology for the aggregated values	Following aggregates should be provided: - The total number of heads paid for animal-related CIS per sector (i.e. the number of heads paid for coupled income support, without double counting, in each sector). The sectors are set out in Article 30. Remark: For these aggregates heads are accounted in full and there should be <u>no double counting</u>
Unit of measurement	Number of heads Exception: kg of cocoons for silkworms
Comments/caveats	It is possible for Member States to pay on the basis of unit other than heads of animals, where appropriate (e.g. livestock units). However, planning in the CAP plan and reporting the annual performance report should be done based on a number of heads. In such cases, a conversion key between the unit for payment (LU) and the number of heads should be defined and used consistently.



Indicator name	O.12 Number of hectares receiving support for areas facing natural or other specific constraints, including a breakdown per type of areas
Definition	The number of hectares paid under natural or other area-specific constraints interventions, in the Financial Year concerned.
Types of intervention concerned	The following types of interventions are concerned: <ul style="list-style-type: none"> • Natural or other area-specific constraints (Article 66)
Methodology	<p>The number of hectares, paid in Financial Year concerned, shall be reported for the 3 area categories designated pursuant to Article 32 of Regulation (EU) No 1305/2013, covered by an intervention in the CAP strategic plan:</p> <ul style="list-style-type: none"> (a) mountain areas; (b) areas, other than mountain areas, facing significant natural constraints; and (c) other areas affected by specific constraints. <p>In case within one intervention several unit amounts are defined, the number of hectares paid shall be reported per unit amount.</p> <p>If only a partial payment was made in the Financial Year concerned, only a partial output is to be reported (see cover note)</p>
Methodology for the aggregated values	<p>The following aggregates should be provided :</p> <ul style="list-style-type: none"> - The total number of hectares of mountain area paid in the Financial Year concerned. - The total number of hectares of areas, other than mountain areas, facing significant natural constraints paid in the Financial Year concerned. - The total number of hectares of other areas affected by specific constraints paid in the Financial Year concerned. - The total number of hectares paid under Natural or other area-specific constraints, in the Financial Year concerned <p>Remark:</p> <p>For these aggregates hectares are accounted in full and there should be <u>no double counting</u>.</p>
Unit of measurement	Number of hectares
Comments/caveats	




Indicator name	O.13 Number of hectares receiving support under Natura 2000 or the Water Framework Directive
Definition	The number of hectares paid under Area-specific disadvantages resulting from certain mandatory requirements interventions, in the Financial Year concerned.
Types of intervention concerned	The following type of intervention is concerned: <ul style="list-style-type: none"> Area-specific disadvantages resulting from certain mandatory requirements (Article 67)
Methodology	<p>The number of hectares paid in the Financial Year concerned shall be reported for the following areas, covered by an intervention in the CAP strategic plan:</p> <ul style="list-style-type: none"> (a) Natura 2000 agricultural and forest areas; (b) other delimited nature protection areas with environmental restrictions applicable to farming or forests. (c) agricultural areas included in river basin management plans pursuant to Directive 2000/60/EC (Water Framework Directive). <p>The number of hectares paid shall be reported per unit amount. If only a partial payment was made in the Financial Year concerned, only a partial output is to be reported (see cover note)</p>
Methodology for the aggregated values	<p>Following aggregates should be provided :</p> <ul style="list-style-type: none"> The total number of hectares paid by intervention (if relevant, i.e. when within one intervention several average unit amounts are defined) The total number of paid hectares of Natura 2000 agricultural area. The total number of paid hectares of Natura 2000 forestry area. The total number of paid hectares of agricultural area within other delimited nature protection areas with environmental restrictions The total number of paid hectares of forestry area within other delimited nature protection areas with environmental restrictions The total number of paid hectares of agricultural area included in the river basin management plans <p>Remark: For these aggregates hectares are accounted in full and there should be <u>no double counting</u>.</p>
Unit of measurement	Number of hectares
Comments/caveats	



Indicator name	O.14 Number of hectares (excluding forestry) or number of other units covered by environment/climate commitments going beyond mandatory requirements
Definition	The total number of hectares (excluding forestry) covered by environment/climate commitments going beyond mandatory requirements and specified in the CAP Strategic Plans, for which a payment was made in the Financial Year concerned. In special cases, if the support is granted as a lump sum, the number of beneficiaries is reported.
Types of intervention concerned	The following types of interventions are concerned: <ul style="list-style-type: none"> • Environmental, climate and other management commitments (Article 65): payments for environment/climate commitments.
Methodology	The number of hectares or other units paid in the Financial Year concerned shall be reported per unit amount . In case within one intervention several unit amounts are defined, the number of hectares or other units paid shall be reported per unit amount . If only a partial payment was made in the Financial Year concerned, only a partial output is to be reported (see cover note)
Methodology for the aggregated values	The following aggregates should be provided : <ul style="list-style-type: none"> - The total number of hectares paid by intervention (if relevant, i.e. when within one intervention several unit amounts are defined) - The number of hectares (excluding forestry) under environmental or climate commitments (the area under commitments⁹). This aggregate covers the number of hectares of the farms, which are granted the support as a lump sum. - Total number for each supported unit (other than hectares) under environmental or climate commitments going beyond mandatory requirements Remark: For these aggregates, there should be <u>no double counting</u> : i.e. where the same hectare benefits from support under multiple environmental or climate commitments, that hectare should be counted only once for the aggregate. Units are accounted in full in the aggregates.
Unit of measurement	Number of hectares or beneficiaries
Comments/caveats	Forestry area covered by environment/climate commitments and commitments on afforested land on UAA are to be reported under O.15. Area under organic commitments shall be reported under O.17.

⁹ If Member States apply e.g. a maximum number of hectares paid potentially leading to divergences between the area paid and the coverage of the commitments, the full area determined after controls and before applying any limits is to be reported in the aggregate without double counting.



	When the payment is exceptionally granted as a lump sum, Member States should also collect the number of hectares for the result indicators and for the aggregated output.
--	--



Indicator name	O.15 Number of hectares (forestry) or number of other units covered by environment/climate commitments going beyond mandatory requirements
Definition	The total number of hectares (forestry) or other units (such as trees) covered by environment/climate commitments going beyond mandatory requirements specified in the CAP Strategic Plans for which a payment was made in the Financial Year concerned.
Types of intervention concerned	The following types of interventions are concerned: <ul style="list-style-type: none"> Environmental, climate and other management commitments (Article 65): Payments for forest environment/climate commitments.
Methodology	The number of hectares or other units paid in the Financial Year concerned, shall be reported per unit amount . If only a partial payment was made in the Financial Year concerned, only a partial output is to be reported (see cover note)
Methodology for the aggregated values	The following aggregates should be provided : <ul style="list-style-type: none"> The total number of hectares paid by intervention (if relevant, i.e. when within one intervention several unit amounts are defined) The number of hectares (forestry) under environmental or climate commitments going beyond mandatory requirements. If commitments are paid per other units than hectares, the covered number of hectares should nevertheless be accounted in the aggregate. Total number for each supported unit (other than hectares) under environmental or climate commitments going beyond mandatory requirements <p>Remark:</p> <ul style="list-style-type: none"> For these aggregates, there should be <u>no double counting</u>: i.e. where the same hectare benefits from support under multiple environmental or climate commitments, that hectare should be counted only once for the aggregate. Units are accounted in full in the aggregates
Unit of measurement	Number of hectares, trees...
Comments/caveats	Commitments related to the maintenance (and thus not going beyond mandatory requirements) for afforestation and agroforestry are to be reported under O.16.



Indicator name	O.16 Number of hectares or number of other units under maintenance commitments for afforestation and agroforestry
Definition	The total number of hectares (forestry) or other units (such as trees) covered by maintenance commitments for afforestation and agroforestry specified in the CAP Strategic Plans for which a payment was made in the Financial Year concerned.
Types of intervention concerned	The following types of interventions are concerned: <ul style="list-style-type: none"> • Environmental, climate and other management commitments (Article 65): Payments for maintenance commitments for afforestation and agroforestry
Methodology	The number of hectares or other units paid in the Financial Year concerned, shall be reported per unit amount . If only a partial payment was made in the Financial Year concerned, only a partial output is to be reported (see cover note)
Methodology for the aggregated values	The following aggregates should be provided : <ul style="list-style-type: none"> - The total number of hectares paid by intervention (if relevant, i.e. when within one intervention several unit amounts are defined) - The number of hectares (forestry) under commitments. If commitments are paid per other units than hectares, the covered number of hectares should nevertheless be accounted in the aggregate. - Total number for each supported unit (other than hectares) under maintenance commitments for afforestation and agroforestry <p>Remark:</p> <ul style="list-style-type: none"> - For these aggregates, there should be <u>no double counting</u>: i.e. where the same hectare benefits from support under multiple environmental or climate commitments, that hectare should be counted only once for the aggregate. - Units are accounted in full in the aggregates
Unit of measurement	Number of hectares, trees...
Comments/caveats	Forest environment and climate commitments going beyond mandatory requirements are to be reported under O.15



Indicator name	O.17 Number of hectares or number of other units with support for organic farming
Definition	<p>The total number of hectares with support for organic farming specified in the CAP Strategic Plans for which a payment was made in the Financial Year concerned.</p> <p>In special cases, if the support is granted as a lump sum, a number of beneficiaries will be reported.</p>
Types of intervention concerned	<p>The following types of interventions are concerned:</p> <ul style="list-style-type: none"> • Environmental, climate and other management commitments (Article 65): payments for commitments to convert to or maintain organic farming practices.
Methodology	<p>The number of hectares or other units paid in the Financial Year concerned, shall be reported per unit amount.</p> <p>If only a partial payment was made in Financial Year concerned, only a partial output is to be reported (see cover note)</p>
Methodology for the aggregated values	<p>The following aggregates should be provided :</p> <ul style="list-style-type: none"> - The total number of hectares paid by intervention (if relevant, i.e. when within one intervention several unit amounts are defined) - Total number of hectares under organic farming (the area under commitments¹⁰) - Total number for each supported unit (other than hectares) with support for organic farming <p>Remark</p> <p>For the aggregates, there should be <u>no double counting</u>.</p> <p>Units are accounted in full in the aggregates</p> <p>If support is paid per other units than hectares, the covered number of hectares should nevertheless be accounted in the aggregate.</p>
Unit of measurement	Number of hectares or beneficiaries
Comments/caveats	

¹⁰ If Member States apply e.g. a maximum number of hectares paid potentially leading to divergences between the area paid and the coverage of the commitments, the full area determined after controls and after applying limits is to be reported in the aggregate without double counting.



Indicator name	O.18 Number of livestock units (LU) covered by support for animal welfare, health or increased biosecurity measures
Definition	The number of livestock units (LU) covered by management commitments for animal welfare, health or increased biosecurity measures specified in the CAP Strategic Plans for which a payment was made in the Financial Year concerned.
Types of intervention concerned	The following types of interventions are concerned: <ul style="list-style-type: none"> • Environmental, climate and other management commitments paid per LU (Article 65): animal welfare commitments
Methodology	<p>The number of Livestock units (LU) paid in the Financial Year concerned, shall be reported per unit amount.</p> <p>In case within one intervention several unit amounts are defined, the number of LU paid per unit amount shall be reported.</p> <p>If only a partial payment was made in the Financial Year concerned, only a partial output is to be reported (see cover note).</p>
Methodology for the aggregated values	<p>The following aggregates should be provided :</p> <ul style="list-style-type: none"> - The total number of LU paid by intervention (if relevant, i.e. when within one intervention several unit amounts are defined) - The number of LU under commitments for animal welfare, health or increased biosecurity measures (without double counting) <p>Remark For the aggregates LU are accounted in full and there should be <u>no double counting</u>.</p>
Unit of measurement	Number of LU
Comments/caveats	<p>The coefficients to convert animal numbers in Livestock Units are available in the cover note.</p> <p>Investments related to animal welfare, animal health and biosecurity shall be reported under O.20.</p>



Indicator name	O.19 Number of operations or units supporting genetic resources
Definition	The total number of operations supporting genetic resources, livestock units (LU) of endangered breeds and hectares of endangered plant varieties covered by supported management commitments paid in the Financial Year concerned.
Types of intervention concerned	The following type of intervention is concerned: <ul style="list-style-type: none"> • Environmental, climate and other management commitments (Article 65): payments for endangered breeds/plants varieties and genetic resources.
Methodology	The number of operations, LU and hectares paid in the Financial Year concerned, shall be reported per unit amount . If only a partial payment was made in Financial Year concerned, only a partial output is to be reported (see cover note).
Methodology for the aggregated values	The following aggregates should be provided : <ul style="list-style-type: none"> - The total number of operations or units paid by intervention (if relevant, i.e. when within one intervention several unit amounts are defined) - The total number of operations of genetic resources supported - The total number of hectares of endangered plant varieties supported - The total number of LU of endangered breeds supported <p>Remark For the aggregates, there should be <u>no double counting</u>. Units are accounted in full in the aggregates.</p>
Unit of measurement	Number of relevant unit: operations, LU or hectares
Comments/caveats	The coefficients to convert animal numbers in Livestock Units are available in the cover note.



Indicator name	O.20 Number of supported on-farm productive investment operations or units
Definition	The total number of supported on-farm productive investments operations or other units for which a payment (grants, financial instruments ¹¹ or a combination of both) was made in the Financial Year concerned.
Types of interventions concerned	The following types of interventions are concerned: <ul style="list-style-type: none"> Investments (Article 68)
Methodology	The number of supported on-farm productive investments operations or other units for which payments were made in the Financial Year concerned shall be reported per average unit amount . If one or more instalments are paid before the final payment for an operation, only a partial output is to be reported (see cover note)
Methodology for the aggregated values	The following aggregates should be provided : <ul style="list-style-type: none"> The total number of supported on-farm productive investment operations or units by intervention (if relevant, i.e. when within one intervention several average unit amounts are defined) The total number of supported on-farm productive investment operations (this aggregate covers all operations, included those paid in other units) The total number for each supported unit (other than operation) for on-farm productive investments. <p>Remark: For the aggregates, there should be <u>no double counting</u>. For example, operations for which beneficiaries benefit of a combination of installation grant and financial instruments should be counted only once in the total. Units are accounted in full in the aggregates.</p>
Unit of measurement	Number of investment operations or units
Comments/caveats	In their CAP plans, MS should link their interventions to those output indicators they consider relevant. Generally, on-farm investments are related to agricultural activities. Productive investments generally lead to an increase in profitability or value. In the majority of cases, it will be evident to which category an investment belongs to. However, where an investment could be classified as either on-farm or off-farm, the Commission will accept the classification proposed by the MS.

¹¹ In case of guarantee financial instruments, guarantee commitments linked to disbursed loans.



Indicator name	O.21 Number of supported on-farm non-productive investment operations or units
Definition	The total number of supported on-farm non-productive investment operations or other units for which a payment was made in the Financial Year concerned.
Types of interventions concerned	The following types of interventions are concerned: <ul style="list-style-type: none"> • Investments (Article 68)
Methodology	The number of supported on-farm non-productive investment operations or other units for which payments have been made in the Financial Year concerned shall be reported per average unit amount . If one or more instalments are paid before the final payment for an operation, only a partial output is to be reported (see cover note)
Methodology for the aggregated values	The following aggregates should be provided : <ul style="list-style-type: none"> - The total number of supported non-productive investment operations or units by intervention (if relevant, i.e. when within one intervention several average unit amounts are defined) - The total number of supported non-productive investment operations (this aggregate covers all operations, included those paid in other units) - The total number for each supported unit (other than operation) for on-farm non-productive investments. <p>Remark: Operations for which beneficiaries benefit of a combination of installation grant and financial instruments should be counted only once in the total.</p>
Unit of measurement	Number of investment operations or units
Comments/caveats	In general, on-farm investments are related to agricultural activities. Off-farm non-productive investments are to be reported under O.23. However, where an investment could be classified as either on-farm or off-farm, the Commission will accept the classification proposed by the MS. Generally, non-productive investments are investments that do not lead to any significant increase in value or profitability. Typically, they aim at purely environmental improvements and are linked to the achievement of agri-environment-climate objectives set out in points (d), (e) and (f) of Article. 6(1). Examples would be the creation and/or restoration of landscape features, such as wetlands, hedges, dry-stone walls and traditional boundaries, or the creation and/or restoration of habitat or landscape elements, such as heathland, species-rich grassland or floristically enhanced grass margins.



Indicator name	O.22 Number of supported infrastructure investment operations or units
Definition	The total number of supported investments in infrastructure and basic services in rural areas for which a payment (grants, financial instruments ¹² or a combination of both) was made in the Financial Year concerned.
Types of interventions concerned	The following type of interventions is concerned: <ul style="list-style-type: none"> Investments (Article 68)
Methodology	The number of supported infrastructure operations or other units for which payments were made in the Financial Year concerned shall be reported per average unit amount . If one or more instalments are paid before the final payment for an operation, only a partial output is to be reported (see cover note)
Methodology for the aggregated values	The following aggregates should be provided : <ul style="list-style-type: none"> The total number of supported infrastructure operation or units by intervention (if relevant, i.e. when within one intervention several average unit amounts are defined) The total number of supported basic services and infrastructure investment operations (this aggregate covers all operations, included investments paid in other units) The total number for each supported unit (other than operation) for investments in infrastructure and local services. <p>Remark: Operations for which beneficiaries benefit of a combination of installation grant and financial instruments should be counted only once in the total.</p>
Unit of measurement	Number of investment operations or units
Comments/caveats	

¹² In case of guarantee financial instruments, guarantee commitments linked to disbursed loans.



Indicator name	O.23 Number of supported off-farm non-productive investment operations or units
Definition	The total number of supported off-farm non-productive investment operations or other units for which a payment was made in the Financial Year concerned.
Types of interventions concerned	The following types of interventions are concerned: <ul style="list-style-type: none"> Investments(Article 68)
Methodology	The number of supported off-farm non-productive investment operations or other units for which payments have been made in the Financial Year concerned shall be reported per average unit amount . If one or more instalments are paid before the final payment for an operation, only a partial output is to be reported (see cover note)
Methodology for the aggregated values	The following aggregates should be provided : <ul style="list-style-type: none"> The total number of supported off-farm non-productive investment operations or units by intervention (if relevant, i.e. when within one intervention several average unit amounts are defined) The total number of supported off-farm non-productive investment operations (this aggregate covers all operations, included those paid in other units) The total number for each supported unit (other than operation) for off-farm non-productive investments. <p>Remark: Operations for which beneficiaries benefit of a combination of installation grant and financial instruments should be counted only once in the total.</p>
Unit of measurement	Number of investment operations or units
Comments/caveats	On-farm non-productive investments are to be reported under O.21. In general, non-productive investments are investments that do not lead to any significant increase in value or profitability. Typically, they aim at purely environmental improvements and are linked to the achievement of agri-environment-climate objectives set out in points (d), (e) and (f) of Article. 6(1). Examples would be the creation and/or restoration of landscape features, such as wetlands, hedges, dry-stone walls and traditional boundaries, or the creation and/or restoration of habitat or landscape elements, such as heathland, species-rich grassland or floristically enhanced grass margins.



Indicator name	O.24 Number of supported off-farm productive investment operations or units
Definition	The total number of supported off-farm productive investment operations or other units for which a payment (grants, financial instruments ¹³ or a combination of both) that was made in the Financial Year concerned.
Types of intervention concerned	The following types of interventions are concerned: <ul style="list-style-type: none"> • Investments (Article 68)
Methodology	The number of supported off-farm productive investment operations or other units for which payments were made (advances excluded) in the Financial Year concerned shall be reported per average unit amount . If one or more instalments are paid before the final payment for an operation, only a partial output is to be reported (see cover note)
Methodology for the aggregated values	The following aggregates should be provided : <ul style="list-style-type: none"> - The total number of supported off-farm productive investment operations or units by intervention (if relevant, i.e. when within one intervention several average unit amounts are defined) - The total number of supported off-farm productive investment operations (this aggregate covers all operations, included those paid in other units) - The total number for each supported unit (other than operation) for off-farm productive investments. <p>Remark: Operations for which beneficiaries benefit of a combination of installation grant and financial instruments should be counted only once in the total.</p>
Unit of measurement	Number of investment operations or units
Comments/caveats	In their CAP plans, MS should link their interventions to those output indicators they consider relevant. Generally, off-farm investments are related to non-agricultural activities. An investment is productive if it leads to an increase in profitability or value. In the majority of cases, it will be evident to which category an investment belongs. However, where an investment could be classified as either on-farm or off-farm, the Commission will accept the classification proposed by the MS.

¹³ In case of guarantee financial instruments, guarantee commitments linked to disbursed loans



Indicator name	O.25 Number of young farmers receiving installation support
Definition	The total number of young farmers receiving installation support (grants, financial instruments ¹⁴ or a combination of both) under one or more interventions specified in the CAP Strategic Plan in the Financial Year concerned.
Types of interventions concerned	The following type of interventions is concerned: <ul style="list-style-type: none"> • Installation of young farmers, new farmers and rural business start-up (Article 69): the installation of young farmers (Article 69(2)(a))
Methodology	The number of young farmers supported in the Financial Year concerned, shall be reported per unit amount . If one or more instalments are paid before the final payment for an operation, only a partial output is to be reported (see cover note)
Methodology for the aggregated values	The following aggregates should be provided : <ul style="list-style-type: none"> - The total number of young farmers granted installation support by intervention (if relevant, i.e. when within one intervention several unit amounts are defined) - The number of young farmers granted installation support (without double counting) <p>Remark: Beneficiaries of a combination of installation grant and financial instruments should be counted only once in the total.</p>
Unit of measurement	Number of young farmers
Comments/caveats	

¹⁴ In case of guarantee financial instruments, guarantee commitments linked to disbursed loans.



Indicator name	O.26 Number of new farmers receiving installation support (other than young farmers reported under O.25)
Definition	The total number of new farmers (other than young farmers under O.25) receiving installation support (grants, financial instruments ¹⁵ or a combination of both) under one or more interventions specified in the CAP Strategic Plan in the Financial Year concerned.
Types of interventions concerned	The following type of interventions is concerned: <ul style="list-style-type: none"> • Installation of young farmers, new farmers and rural business start-up (Article 69): the start-up of rural businesses linked to agriculture or forestry including the setting up of new farmers, or farm household income diversification (Article 69(2)(b))
Methodology	The number of new farmers (other than young farmers under O.25) supported in the Financial Year concerned, shall be reported per unit amount . If one or more instalments are paid before the final payment for an operation, only a partial output is to be reported (see cover note)
Methodology for the aggregated values	Following aggregates should be provided : <ul style="list-style-type: none"> - The total number of new farmers granted installation support by intervention (if relevant, i.e. when within one intervention several unit amounts are defined) - The number of new farmers (other than young farmers under O.25) granted installation support (without double counting) <p>Remark: Beneficiaries of a combination of installation grant and financial instruments should be counted only once in the total.</p>
Unit of measurement	Number of new farmers (other than young farmers under O.25)
Comments/caveats	

¹⁵ In case of guarantee financial instruments, guarantee commitments linked to disbursed loans.



Indicator name	O.27 Number of rural businesses receiving support for start up
Definition	The total number of rural businesses receiving start-up support (grants, financial instruments ¹⁶ or a combination of both) in the Financial Year concerned.
Types of intervention concerned	The following type of interventions is concerned: <ul style="list-style-type: none"> • Installation of young farmers, new farmers and rural business start-up (Article 69): the start-up of rural businesses linked to agriculture or forestry including the setting up of new farmers, or farm household income diversification into non-agricultural activities (Article 69(2)(b))
Methodology	The number of rural businesses supported in the Financial Year concerned, shall be reported per unit amount . If one or more instalments are paid before the final payment for an operation, only a partial output is to be reported (see cover note).
Methodology for the aggregated values	The following aggregates should be provided : <ul style="list-style-type: none"> - The total number of businesses receiving support for start-up by intervention (if relevant, i.e. when within one intervention several unit amounts are defined). - The number of rural businesses receiving support for start-up (without double counting) <p>Remark: Businesses receiving a combination of installation grant and financial instruments should be counted only once in the total.</p>
Unit of measurement	Number of rural businesses
Comments/caveats	

¹⁶ In case of guarantee financial instruments, guarantee commitments linked to disbursed loans



Indicator name	O.28 Number of supported Producer Groups/Organisations
Definition	The number of producer groups/organisations for which a payment under cooperation was made in the Financial Year concerned under Rural Development policy.
Types of interventions concerned	<p>The following type of interventions is concerned:</p> <ul style="list-style-type: none"> • Cooperation (Article 71) <p>Paid to producer groups/organisations, where they are the beneficiary of cooperation support (except other forms of cooperation such as cooperations of producer groups/ organisations reported under O.32).</p>
Methodology	<p>The number of producer groups/organisations supported under Article 71 and paid in the Financial Year concerned, shall be reported per intervention.</p> <p>In case within one intervention several unit amounts are defined, the number of producer groups/organisations paid per unit amount shall be reported.</p> <p>If one or more instalments are paid before the final payment for an operation, only a partial output is to be reported (see cover note)</p>
Methodology for the aggregated values	<p>The following aggregates should be provided :</p> <ul style="list-style-type: none"> - The total number of producer groups/organisations receiving support by intervention (if relevant, i.e. when within one intervention several unit amounts are defined) - The number of producer groups/organisations receiving support (without double counting)
Unit of measurement	Number of producer groups/organisations
Comments/caveats	<p>The indicator covers (in accordance with Article 71(4))</p> <ul style="list-style-type: none"> - Beneficiaries of support as an overall amount (covering the cost of cooperation as well as the cost of the projects and operations implemented), as well as - Beneficiaries of support covering only the cost of the operation but using funds from other types of interventions for project implementation (e.g. investments). In this case, however, the project implementation is covered by the corresponding indicators (e.g. for investments), and not by this indicator. - Producer Organisations setting up an operational fund/program are captured by O.35 and should thus not be included in O.28. - Producer Organisations receiving support only through joint cooperation are not included here (but in O.32).



Indicator name	O.29 Number of beneficiaries receiving support to participate in official quality schemes
Definition	The number of beneficiaries participating in quality schemes for which a payment was made in the Financial Year concerned.
Types of interventions concerned	The following types of interventions are concerned: <ul style="list-style-type: none"> • Cooperation (Article 71)
Methodology	The number of beneficiaries paid to participate in quality schemes in the Financial Year concerned shall be reported per unit amount . If one or more instalments are paid before the final payment for an operation, only a partial output is to be reported (see cover note).
Methodology for the aggregated values	Following aggregates should be provided : <ul style="list-style-type: none"> - The total number of beneficiaries receiving support by intervention (if relevant, i.e. when within one intervention several unit amounts are defined) - The total number of beneficiaries receiving support to participate in quality schemes
Unit of measurement	Number of beneficiaries
Comments/caveats	The indicator covers (in accordance with Article 71(4)) <ul style="list-style-type: none"> - beneficiaries of support as an overall amount (covering the cost of cooperation as well as the cost of the projects and operations implemented), as well as - beneficiaries of support covering only the cost of the operation but using funds from other types of interventions for project implementation (e.g. investments). In this case, however, the project implementation is covered by the corresponding indicators (e.g. for investments), and not by this indicator.



Indicator name	O.30 Number of supported operations or units for generational renewal (excluding installation support)
Definition	The number of operations or other units for generational renewal for which a payment under cooperation was made in the Financial Year concerned.
Types of intervention concerned	The following type of interventions is are concerned: <ul style="list-style-type: none"> • Cooperation (Article 71)
Methodology	The number of operations or other units for generational renewal paid under Article 71 in the Financial Year concerned shall be reported per unit amount If one or more instalments are paid before the final payment for an operation, only a partial output is to be reported (see cover note)
Methodology for the aggregated values	The following aggregates should be provided : <ul style="list-style-type: none"> - The total number of operations or units with support for generational renewal by intervention (if relevant, i.e. when within one intervention several unit amounts are defined) - The total number of operations with support for generational renewal (this aggregate covers all operations, included those paid in other units) - A total number for each supported unit (other units potentially used to apply simplified cost approaches) for generational renewal.
Unit of measurement	Number of operations or other units
Comments/caveats	The indicator covers (in accordance with Article 71(4)) <ul style="list-style-type: none"> - beneficiaries of support as an overall amount (covering the cost of cooperation as well as the cost of the projects and operations implemented), as well as - beneficiaries of support covering only the cost of the operation but using funds from other types of interventions for project implementation (e.g. investments). In this case, however, the project implementation is covered by the corresponding indicators (e.g. for investments), and not by this indicator.



Indicator name	O.31 Number of supported local development strategies (LEADER) or preparatory actions
Definition	The number of local development strategies (prepared or implemented) or preparatory actions for which a payment under cooperation was made in the Financial Year concerned.
Types of intervention concerned	The following type of interventions are concerned: <ul style="list-style-type: none"> Cooperation (Article 71)
Methodology	<p>The number of local development strategies or preparatory actions for which a payment was made in the Financial Year concerned shall be reported per unit amount.</p> <p>Cooperation support to implement local development strategies is paid progressively over the programming period. The output reported should correspond to the share of the amount paid in the Financial Year concerned in the committed amount to be paid for that local development strategies. E.g. for a payment of 25% of the committed amount, 0.25 of output is to be reported.</p> <p>In the case of financial instruments (FI), the output indicator shall report the number of final recipient projects receiving FI support under the Leader intervention.</p>
Methodology for the aggregated values	<p>The following aggregates should be provided :</p> <ul style="list-style-type: none"> The total number of local development strategies of preparatory actions paid by intervention (if relevant, i.e. when within one intervention several unit amounts are defined) The total number of local development strategies for which support for preparatory action was paid The total number of local development strategies whose implementation was supported Data reported for FIs under O.31 should not be taken into account.
Unit of measurement	Number of local development strategies or preparatory actions <i>[In case of FIs, number of final recipient projects]</i>
Comments/caveats	<p>The indicator covers (in accordance with Article 71(4))</p> <ul style="list-style-type: none"> beneficiaries of support as an overall amount (covering the cost of cooperation as well as the cost of the projects and operations implemented), as well as beneficiaries of support covering only the cost of the operation but using funds from other types of interventions for project implementation (e.g. investments). In this case, however, the project implementation is covered by the corresponding indicators (e.g. for investments), and not by this indicator.



Indicator name	O.32 Number of supported other cooperation operations or units (excluding EIP reported under O.1)
Definition	The number of other forms of cooperation operations or other units for which a payment under cooperation was made in the Financial Year concerned (excluding EIP operational groups reported under O.1 and all cooperation interventions reported under O.28 to O.31)
Types of intervention concerned	The following type of intervention is concerned: <ul style="list-style-type: none"> • Cooperation (Article 71)
Methodology	The number of other form of cooperation operations or other units paid in the Financial Year concerned, shall be reported per unit amount (excluding EIP operational groups reported under O.1 and all cooperation groups reported under O.28 to O.31). If one or more instalments are paid before the final payment for an operation, only a partial output is to be reported (see cover note).
Methodology for the aggregated values	The following aggregates should be provided : <ul style="list-style-type: none"> - The total number of other cooperation operation or units paid by intervention (if relevant, i.e. when within one intervention several unit amounts are defined) - The total number of other cooperation group operations. (this aggregate covers all operations, included those paid in other units) - A total number for each supported unit (other units potentially used to apply simplified cost approaches) for other cooperation.
Unit of measurement	Number of cooperation operations or other units
Comments/caveats	The indicator covers (in accordance with Article 71(4)) <ul style="list-style-type: none"> - beneficiaries of support as an overall amount (covering the cost of cooperation as well as the cost of the operations implemented), as well as - beneficiaries of support covering only the cost of the operation but using funds from other types of interventions for implementation (e.g. investments). In this case, however, the implementation is covered by the corresponding indicators (e.g. for investments), and not by this indicator.



Indicator name	O.33 Number of supported training, advice and awareness-actions or units
Definition	The total number of information, knowledge exchange, training, advice, innovation promotion and awareness actions (including setting-up of advisory services) or other units (e.g. hours and farmers) carried out for farmers and non-farmers (excluding advice actions reported under O.2) in the Financial Year concerned.
Types of intervention concerned	The following types of interventions are concerned: <ul style="list-style-type: none"> • Knowledge exchange and information (Article 72)
Methodology	<p>The number of information, training, advice and awareness actions (including setting-up) or other units for which a payment was made in the Financial Year concerned shall be reported per unit amount</p> <p>In the case of financial instruments (FI), the output indicator shall report the number of final recipients receiving FI support under the Knowledge exchange and information type of intervention.</p> <p>If one or more instalments are paid before the final payment for an action, only a partial output is to be reported (see cover note).</p>
Methodology for the aggregated values	<p>The following aggregates should be provided :</p> <ul style="list-style-type: none"> - The total number of information, knowledge exchange, training, advice, innovation promotion and awareness actions or units paid by intervention (if relevant, i.e. when within one intervention several average unit amounts are defined) - Total number of information, knowledge exchange, training, advice, innovation promotion and awareness actions carried out (this aggregate covers all actions, included those paid in other units) - A total number for each supported unit (other than action) for information, knowledge exchange, training, advice, innovation promotion and awareness.
Unit of measurement	Number of actions or other units (e.g. hours or farmers)
Comments/caveats	Plans, studies and awareness actions with the aim of knowledge exchange and spreading of information are accounted under O.33.



Indicator name	O.34 ^{MO} Number of hectares under environmental practices (synthesis indicator on physical area covered by conditionality, eco-schemes, agri- and forest environmental and climate management commitments)
Definition	The number of hectares under conditionality with regard to GAEC and other interventions promoting practices beneficial for environment and climate with CAP support.
Types of intervention* concerned ¹⁷	<p>All agricultural and forestry area under practices beneficial for environment and climate due to:</p> <ul style="list-style-type: none"> • Conditionality with regard to GAEC (Annex III) • Eco-schemes (Article 28) • Agri- and forest- environmental, climate and other management commitments (Article 65) • Sectoral types of intervention: <ul style="list-style-type: none"> ○ For F&V: Article 43(1),(d) to (j) and (l); ○ For wine sector: Article 52(1)(a); ○ For hops, olive oil and table olives and 'other sectors' as defined in Article 39: Article 60(1)(a)(i), (ii), (iii), (vii), (viii), (ix), (xi).
Methodology	<p>Total number of hectares subject to conditionality and for which interventions listed above were paid in the Financial year concerned. Hectares are accounted only once for this indicator (i.e. physical area, without double counting).</p> <p>Three sub-indicators shall be calculated according to definition of the indicator and the methodology:</p> <ul style="list-style-type: none"> • Total agricultural area under environmental practices (the area under conditionality or under voluntary commitments for the interventions listed above) • Total agricultural area under voluntary commitments for the interventions listed above (i.e. excluding the area only under GAEC) • Total forestry area paid for the interventions listed above
Unit of measurement	Number of hectares
Comments/caveats	<p>To ease the geospatial location and thus a calculation without double counting, the area taken into account is the total area under commitment, i.e. if a Member State applies a maximum share of hectares paid, the whole area under commitment is accounted.</p> <p>All eligible area subject to conditionality shall be reported under this indicator. In case the Member State will apply a pro rata system on permanent grassland, only eligible areas (e.g. after the application of pro rata) should be reported.</p> <p>There is a risk of double counting between sectoral types of interventions and other interventions, as sectoral types of interventions are not in IACS (except for wine). However, the risk of double counting is estimated to be</p>

¹⁷ Conditionality is included in this output indicator although it is not an intervention.



	<p>low, because often the 2 types of support are granted on different farms. Therefore, the hectares concerned under sectoral types of interventions should simply be added to the hectares under other area-based payments.</p> <p>The same may be true of management commitments undertaken by beneficiaries who are not farmers.</p> <p>This indicator is not used for performance clearance.</p>
--	---



Indicator name	O.35 Number of supported operational programmes
Definition	Total number of operational programmes per sector for which payments relating to interventions under the same operational programme were made in the Financial Year concerned.
Types of intervention concerned	<p>The following sectoral types of interventions are concerned:</p> <ul style="list-style-type: none"> • For F&V sector: Article 43 • For hops, olive oil and table olives sector and ‘other sectors’ as defined in Article 39: Article 60
Methodology	<p>The number of operational programmes for which a payment was made in the Financial Year concerned shall be reported per average unit amount.</p> <p>If one or more instalments are paid before the final payment for an operational programme, only a partial output is to be reported (see cover note).</p>
Methodology for the aggregated values	<p>Following aggregates should be provided :</p> <ul style="list-style-type: none"> - The total number of supported operational programmes paid by intervention (if relevant, i.e. when within one intervention several average unit amounts are defined) <p>Total number of operational programmes per sector</p>
Unit of measurement	Number of operational programmes
Comments/caveats	This indicator measures the total number of operational programmes per sector implemented by producer organisations, associations of producer organisations or transnational producer organisations or associations of producer organisations during the year in the concerned MS.



Indicator name	O.36 Number of actions or units supported in the wine sector
Definition	The total number of actions or other units in the wine sector paid in the Financial Year concerned.
Types of intervention concerned	<p>The following types of sectoral types of interventions are concerned (Article 52(1)(a) – (i)):</p> <ul style="list-style-type: none"> a) restructuring and conversion of vineyards, consisting of one or more of the following: <ul style="list-style-type: none"> (i)- varietal conversions, also by means of grafting-on, including to improve the quality or environmental sustainability, for reasons of adaptation to climate change or for the enhancement of genetic diversity, (ii)- relocation of vineyards, (iii)- replanting of vineyards where that is necessary following mandatory grubbing up for health or phytosanitary reasons on the instruction of the Member State competent authority, (iv)- improvements to vineyard management techniques, in particular the introduction of advanced systems of sustainable production including the reduction of the use of pesticides, but excluding the normal renewal of vineyards consisting of replanting with the same grape variety according to the same system of vine cultivation, when vines have to come to the end of their natural life; b) investments in tangible and intangible assets in wine-growing farming systems, excluding operations relevant to the type of intervention provided for in point (a), processing facilities and winery infrastructure, as well as marketing structures and tools; c) green harvesting meaning the total destruction or removal of grape bunches while still in their immature stage, thereby reducing the yield of the relevant area to zero and excluding non-harvesting comprising of leaving commercial grapes on the plants at the end of the normal production cycle; d) harvest insurance against income losses as a consequence of adverse climatic events assimilated to natural disasters, adverse climatic events, animals, plant diseases or pest infestations; e) tangible and intangible investments in innovation consisting of development of innovative products, including products from and by-products of wine making, wine products' processes and technologies and its digitalisation, as well as other investments adding value at any stage of the supply chain, including for knowledge exchange and contribution to adaptation to the climate change;




	<ul style="list-style-type: none"> f) advisory services, in particular concerning the conditions of employment and employer obligations as well as occupational health and safety; g) distillation of by-products of wine making carried out in accordance with the restrictions laid down in Part II Section D, of Annex VIII to Regulation (EU) No 1308/2013; h) information actions concerning Union wines carried out in Member States encouraging responsible consumption of wine or promoting Union quality schemes covering designations of origin and geographical indications; i) actions undertaken by interbranch organisations recognised by Member States in the wine sector in accordance with Regulation (EU) No 1308/2013 aiming at enhancing the reputation of Union vineyards by promoting wine tourism in production regions; j) actions undertaken by interbranch organisations recognised by Member States in the wine sector in accordance with Regulation (EU) No 1308/2013 aiming at improving market knowledge; k) promotion carried out in third countries, consisting of one or more of the following actions and activities aimed at improving the competitiveness of the wine sector, and the opening, diversification or consolidation of the markets: <ul style="list-style-type: none"> i. public relations, promotion or advertisement actions, in particular highlighting the high standards of the Union products, especially in terms of quality, food safety or the environment; ii. participation at events, fairs or exhibitions of international importance; iii. information campaigns, in particular on the Union quality schemes concerning designations of origin, geographical indications and organic production; iv. studies of new markets, necessary for the expansion of market outlets; v. studies to evaluate the results of the information and promotion measures; vi. preparation of technical files, including laboratory tests and assessments, concerning oenological practices, phytosanitary and hygiene rules, as well as other third country requirements for import of products of the wine sector, to facilitate access to third country markets; l) temporary and degressive assistance to cover administrative costs of setting up of mutual funds;
--	---



	<p>m) Investments in tangible and intangible assets aiming to enhance the sustainability of wine production by:</p> <ul style="list-style-type: none"> i. improving the use and management of water; ii. converting to organic production; iii. introducing integrated production techniques; iv. purchasing equipment for precision or digitised production methods; v. contributing to soil conservation and enhancement of soil carbon; vi. creating or preserving habitats favourable for biodiversity or maintaining landscape, including the conservation of historical features; or vii. reducing waste production and improving waste management.
Methodology	<p>The number of actions or other units in the Financial Year concerned shall be reported per intervention.</p> <p>In case within one intervention several unit amounts are defined, the number of operations per unit amount shall be reported.</p>
Methodology for the aggregated values	<p>The following aggregate should be provided :</p> <ul style="list-style-type: none"> - The total number of units paid by intervention (if relevant, i.e. when within one intervention several unit amounts are defined) - The total number of wine sector beneficiaries of CAP support, without double counting - Total number of actions in the wine sector carried out (this aggregate covers all actions, included those paid in other units) - The total number of hectares supported for restructuring and conversion of vineyards - The total number of hectares supported for green harvesting - The total number of tonnes distilled - The total number of hectolitres distilled
Unit of measurement	<p>Number of hectares for interventions under letters a, c above.</p> <p>Number of tonnes or hectolitres for interventions under letters g above.</p> <p>Number of actions for interventions under letters b, d, e, f, h, i, j, k, l, m above.</p> <p>Number of beneficiaries for the aggregate</p>
Comments/caveats	



Indicator name	O.37 Number of actions or other units for beekeeping preservation/improvement
Definition	The total number of actions or other units for beekeeping preservation/improvement paid in the Financial Year concerned.
Types of intervention concerned	<p>The following types of sectoral types of interventions are concerned:</p> <ul style="list-style-type: none"> • For apiculture sector and the Union financial assistance ((Article 49(1) (a-h)): (a) advisory services, technical assistance, training, information and exchange of best practices, including through networking, for beekeepers and beekeepers' organisations; (b) investments in tangible and non-tangible assets, as well as other actions, including for: <ul style="list-style-type: none"> (i) combatting beehive invaders and diseases, in particular varroasis; (ii) preventing damage caused by adverse climatic events and promoting the development and use of management practices adapted to changing climate conditions; (iii) restocking of beehives in the Union including bee breeding; (iv) rationalising transhumance; (c) actions to support laboratories for the analysis of apiculture products, bee losses or productivity drops, and substances potentially toxic to bees; (d) actions to preserve or increase the existing number of beehives in the Union, including bee breeding; (e) cooperation with specialised bodies for the implementation of research programs in the field of beekeeping and apiculture products; (f) promotion, communication and marketing including market monitoring actions and activities aimed in particular at raising consumer awareness about the quality of apiculture products; (g) actions to enhance product quality.
Methodology	<p>The number of actions or other units in the Financial Year concerned shall be reported per intervention.</p> <p>In case within one intervention several unit amounts are defined, the number of actions per unit amount shall be reported.</p>
Methodology for the aggregated values	<p>The following aggregate should be provided :</p> <ul style="list-style-type: none"> - The total number of units paid by intervention (if relevant, i.e. when within one intervention several unit amounts are defined) - The total number of beekeepers beneficiaries of CAP support, without double counting (this aggregate covers all interventions, included those paid in other units) - The total number of beehives supported under letters babove - The total number of beehives supported (this aggregate covers all interventions, included in the numerator of R.35) - The total number of beehives in Member State territory (Article 50)



	- Total number of actions for the beekeeping preservation/improvement carried out (this aggregate covers all interventions, included those paid in other units)
Unit of measurement	Number of beekeepers for interventions under letters a, b above. Number of beehives for interventions under letters b above. Number of actions for interventions under letters c, d, e, f, g above.
Comments/caveats	



Rete Rurale Nazionale
Ministero delle politiche agricole alimentari e forestali
Via XX Settembre, 20 Roma



RETERURALE.IT

Pubblicazione realizzata con il contributo FEASR (Fondo europeo per l'agricoltura e lo sviluppo rurale) nell'ambito del Programma Rete Rurale Nazionale 2014-2020

