



# Contenuti aggiuntivi rispetto al 2017

R.Cagliero, N. Rossi

Follow up della RAA 2017  
Quali insegnamenti per il 2019?

Roma, 6 febbraio 2018



## Differenze fra i RAE

### Tutti i RAE

#### *Implementazione*

- Dati finanziari
- Indicatori e valori target quantificati
- Risultati rispetto ai milestones del performance framework (dal 2017)

#### *Implementazione del piano di valutazione*

*Questioni che influenzano la performance del PSR  
AT – pubblicità – etc.*

### RAE presentato nel 2017

*Adempimento delle condizionalità ex ante*

*Implementazione dei sottoprogrammi*

*Quantificazione dei risultati del programma, attraverso la valutazione degli indicatori comuni di risultato e dei quesiti valutativi rilevanti*

*Azioni per promuovere l'equità, la non discriminazione, lo sviluppo sostenibile ed il ruolo dei partner*

### RAE presentato nel 2019

*Avanzamento rispetto a EU 2020*

*Contribuzione netta del programma ai cambiamenti degli indicatori di impatto della PAC e dei quesiti valutativi rilevanti*

*Progressi raggiunti nell'assicurare un approccio integrato*





## Reg. (EU) No 808/2014 ANNEX VII

7. (...)The AIRs submitted in 2019 shall also include the following information resulting from evaluation activities:

- Reporting on the progress towards the objectives of the programme and its contribution to achieving the Union strategy for smart, sustainable and inclusive growth through, inter alia, assessment of the programme's net contribution to changes in CAP impact indicator values, and relevant evaluation questions

# Struttura delle relazioni annuali



1. Key information on implementation
- 2. The progress in implementing the evaluation plan**
3. Issues which affect the performance of the programme and the measures taken
4. Steps taken to implement TA and programme publicity requirements
5. Actions taken to fulfil ex ante conditionalities
6. Description of implementation of sub-programmes
- 7. Assessment of the information and progress towards achieving the objectives of the programme (2017 and 2019)**
8. Implementation of actions - Articles 5, 7 and 8 of Regulation (EU) No 1303/2013
9. Ensuring integrated approach to use EAFRD and other UF instruments
10. Report on implementation of FI (Article 46 of Regulation (EU) No 1303/2013)
- 11. Encoding tables for indicators : Overview tables – Annex I (Monitoring annex), Annex II, Annex III)**  
Table A: Committed expenditure - **Table B: Realised** - Table C: Breakdown –  
Table D: **Targets** – Table E: trans. Meas.- Table F: PF- Table G: Prog.specific indicators



EUROPEAN  
EVALUATION  
HELPDESK  
FOR RURAL DEVELOPMENT



WORKING PAPER  
COMMON EVALUATION QUESTIONS  
FOR RURAL DEVELOPMENT  
PROGRAMMES 2014-2020

JUNE 2015



## Capitolo 7: Domande comuni



- Focus area – 18 domande
- Altri aspetti:
  - Operational performance - 1
  - Technical assistance - 1
  - National rural networks - 1

### 2019 Domande a carattere orizzontale (raggiungimento obiettivi)

- ▶ **Ue 2020 (5): Occupazione; R&D&I; CC; povertà; Biodiversità**
- ▶ **Obiettivi PAC (4): competitività; gestione risorse, sviluppo territoriale, innovazione**

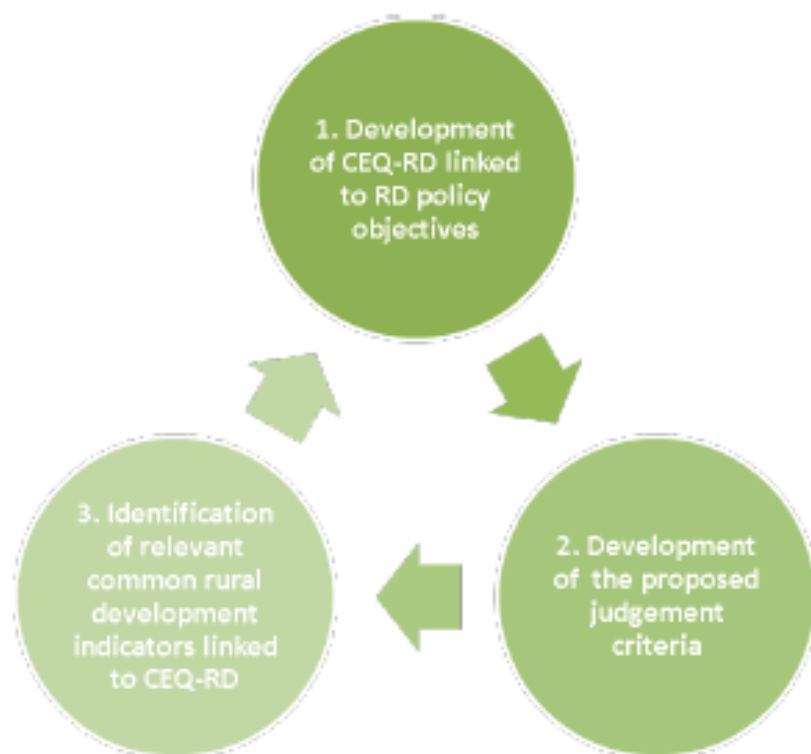


Cogliere il contributo del programma verso gli obiettivi strategici generali in termini di impatto.

Come rispondere alle domande comuni:

- criteri di giudizio
- indicatori comuni di impatto, di contesto e indicatori complementari di risultato (informazioni aggiuntive quando necessario)
- metodi adeguati (più innovativi nel 2019)

AIR 2019 e nella valutazione ex post.



Source: Helpdesk of the European Evaluation Network for Rural Development.







**Obiettivo PAC :**  
promuovere la  
competitività  
dell'agricoltura

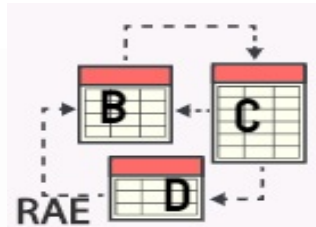
**EQ27: in che misura il PSR ha  
contribuito all'obiettivo della PAC  
di promuovere la competitività  
dell'agricoltura?**

### **JUDGEMENT CRITERIA**

- Reddito da impresa agricola è cresciuto
- Reddito dei fattori in agricoltura è cresciuto
- Produttività totale dei fattori in agricoltura è cresciuta

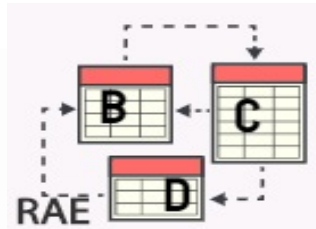
### **COMMON INDICATOR**

- Reddito da impresa agricola
- Reddito dei fattori in agricoltura
- Produttività totale dei fattori in agricoltura



EVALUATION QUESTION RELATED TO EU LEVEL OBJECTIVES	JUDGEMENT CRITERIA	COMMON RD INDICATORS	ADDITIONAL INFORMATION
<p><b>22.</b> To what extent has the RDP contributed to achieving the EU 2020 headline target of raising the empl. rate of the population aged 20-64 to at least 75%?</p> <p><b>23.</b> To what extent has the RDP contributed to achieving the EU 2020 headline target of investing 3% of EU's GDP in R&amp;D and innovation?</p> <p><b>24.</b> To what extent has the RDP contributed to climate change mitigation and adaptation and to achieving the EU 2020 headline target of reducing GHG emissions by at least 20% compared to 1990 levels, or by 30% if the conditions are right, to increasing the share of ren. energy in final energy consumption to 20%, and achieving 20% increase in energy efficiency?</p> <p><b>25.</b> To what extent has the RDP contributed to achieving the EU 2020 headline target of reducing the number of Europeans living below the national <b>poverty line</b>?</p> <p><b>26.</b> To what extent has the RDP contributed to improving the environment and to achieving the EU Biod. strategy target of halting the loss of biod.and the degradation of ecosystem services, and to restore them?</p>	<ul style="list-style-type: none"> <li>• The rural employment rate of population aged 20-64 has increased</li> <li>• Investment for R&amp;D has increased</li> <li>• Innovation has been fostered</li> <li>• The environment has improved</li> <li>• Climate change has been mitigated and the agricultural, forestry and food sector has been adapted</li> <li>• GHG and ammonia emissions have been reduced</li> <li>• Energy efficiency and the use of renewable energy have increased</li> <li>• The number of people living below the national poverty rate has decreased</li> <li>• Biodiversity and ecosystems services have been restored</li> </ul>	<ul style="list-style-type: none"> <li>• Rural employment rate (Impact 14)</li> <li>• % of expenditure under Articles 14,15 and 35 of Regulation (EU) No 1305/2013 in relation to the total expenditure for the RDP (FA 1A - Target )</li> <li>• Total number of co-operation operations supported under the cooperation measure (Art. 35 of Regulation (EU) No 1305/2013) (groups, networks/clusters, pilot projects...) (FA 1B - Target )</li> <li>• Emissions from agriculture (Impact 7)</li> <li>• Increase in efficiency of energy use in agriculture and food-processing in RDP supported projects (FA 5B - Complementary result )</li> <li>• Renewable energy produced from supported projects (FA 5C - Complementary result )</li> <li>• Degree of rural poverty (Impact 15)</li> <li>• Farmland Bird Index (FBI) (Impact 8)</li> <li>• HNV farming (Impact 9)</li> <li>• Water abstraction in agric. (Impact 10)</li> <li>• Water quality (Impact 11)</li> <li>• Increase in efficiency of water use in agriculture in RDP supported projects (FA 5A - Complementary result )</li> <li>• Soil organic matter in arable land (Im.12)</li> <li>• Soil erosion by water (Impact 13)</li> </ul>	<ul style="list-style-type: none"> <li>• Employment rate of the population aged 20-64</li> <li>• RDP expenditure in R&amp;D as a % of the GDP</li> <li>• Additional information on ecosystem</li> </ul>

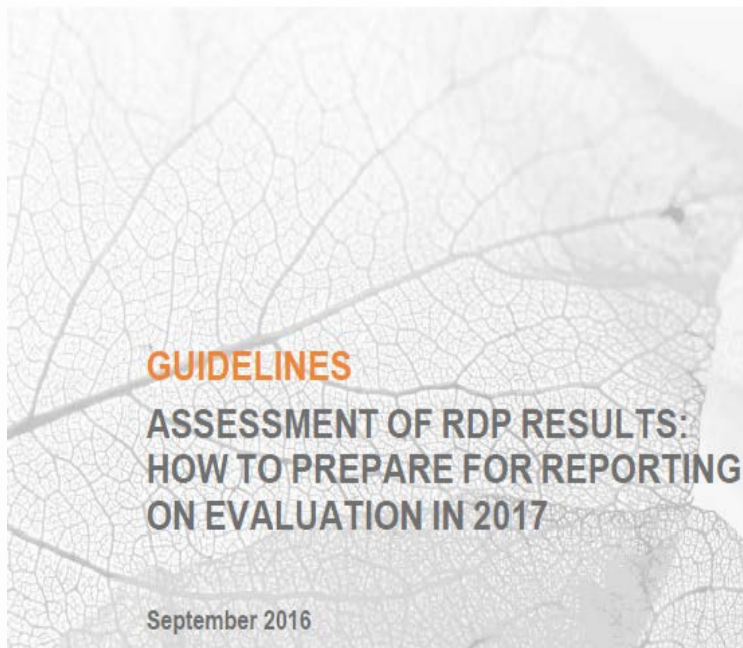
EU 2020  
headline  
targets



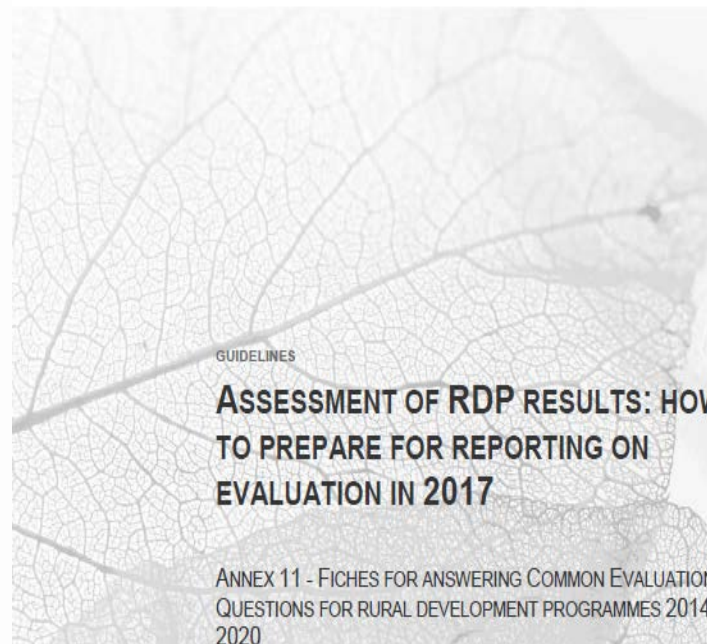
	EQs RELATED TO EU LEVEL OBJECTIVES	JUDGEMENT CRITERIA	COMMON RD INDICATORS	ADDITIONAL INFORMATION
CAP objectives	<p><b>27.</b> To what extent has the RDP contributed to the CAP objective of fostering the competitiveness of agriculture?</p> <p><b>28.</b> To what extent has the RDP contributed to the CAP objective of ensuring sustainable management of natural resources and climate action?</p> <p><b>29.</b> To what extent has the RDP contributed to the CAP objective of achieving a balanced territorial development of rural economies and communities including the creation and maintenance of employment?</p> <p><b>30.</b> To what extent has the RDP contributed to fostering innovation?</p>	<ul style="list-style-type: none"> <li>• Viable food production: <ul style="list-style-type: none"> <li>o The agricultural entrepreneurial income has increased</li> <li>o The agricultural factor income has increased</li> <li>o Agricultural productivity has increased</li> </ul> </li> <li>• Sustainable management of natural resources and climate change: <ul style="list-style-type: none"> <li>o GHG and ammonia emission from agriculture have been reduced</li> <li>o Farmland bird index has increased or maintained</li> <li>o The % of HNV farming land has increased or maintained</li> <li>o Water abstraction in agriculture has been reduced</li> <li>o Water quality has improved</li> <li>o The content of organic carbon in soils has increased</li> <li>o The share of agricultural area affected by soil erosion by water has been reduced</li> <li>o Soil loss by water erosion has been reduced</li> </ul> </li> <li>• Balanced territorial development <ul style="list-style-type: none"> <li>o Rural employment rate has increased</li> <li>o Degree of rural poverty has decreased</li> <li>o Rural GDP per capita has increased</li> </ul> </li> <li>• Innovation in rural areas and sectors has been fostered</li> </ul>	<p>Viable food production: Sectoral impact indicators (Impact indicators 1-3)</p> <ul style="list-style-type: none"> <li>• Sustainable management of natural resources and climate change: Environmental impact indicators (Impact indicators 7-13)</li> <li>• Balanced territorial development: Socio economic impact indicators (Impact indicators 14-16)</li> <li>• Innovation: % of expenditure under Articles 14,15 and 35 of Regulation (EU) No 1305/2013 in relation to the total expenditure for the RDP (FA 1A - Target indicator)</li> </ul>	<ul style="list-style-type: none"> <li>• Definition of innovation</li> <li>• Quantitative and qualitative information on innovation<sup>12</sup></li> </ul>



EUROPEAN  
EVALUATION  
HELPDESK  
FOR RURAL DEVELOPMENT



EUROPEAN  
EVALUATION  
HELPDESK  
FOR RURAL DEVELOPMENT



## Un template semplificato per il capitolo 7

This proposed simplified template for Point 7 takes into account the feedback received from Member States (AIRs 2017).

It aims to **eliminate the need to upload information that is already included** in other sections of the AIR and to align the SFC structure to the regulatory requirements, whilst ensuring that the information requested in Point 7 allows for an adequate overview of the assessment.

Therefore, e.g. common context, output, result and target indicators already included in other parts of the AIR or of the RDP will not have to be filled in again in Point 7.

The same applies to information included in the RDP or in other sections of the AIR.



## AIR 2017 SFC template – point 7

- Common evaluation question (number and title)
  1. Intervention logic of the related FA List of measures contributing to the Focus Area (FA) primary and secondary contributions)
  2. Links between judgment criteria and indicators used to answer the evaluation question
  3. Description of the quantitative and qualitative methods
  4. Quantitative values of indicators and data sources
  5. Problems encountered influencing the validity and reliability of evaluation findings (rec)
  6. Answer to evaluation question
  7. Conclusions and recommendations

(Evalworks 2 dec 2016)





## COMMON EVALUATION QUESTIONS RELATED TO UNION LEVEL OBJECTIVES (Common model for CEQs 22-30)

### COMMON EVALUATION QUESTION No 22

**COMMON EVALUATION QUESTION No 22** “TO WHAT EXTENT HAS THE RDP CONTRIBUTED TO ACHIEVING THE EU 2020 HEADLINE TARGET OF RAISING THE EMPLOYMENT RATE OF THE POPULATION AGED 20 TO 64 TO AT LEAST 75%?”

**Answer to evaluation question**

*[A maximum of 17,500 characters = approx. 5 pages]*

*[SAME TEMPLATE FOR COMMON EVALUATION QUESTIONS 22-30]*

**Al termine del capitolo 7:** Una tabella per gli indicatori addizionali  
Una tabella con indicatori di impatto



## SUMMARY TABLE OF QUANTIFIED ADDITIONAL INDICATORS

Indicator name <i>(drop-down menu with proposed additional indicators suggested in the Evaluation Guidelines and Working Documents &amp; also allowing for new text)</i>	Indicator unit (ha, thousand ha, EUR, number, %, other (specify))	Value	Data and information sources and methodology used





## SUMMARY TABLE OF QUANTIFIED IMPACT INDICATORS

Name of indicator	Indicator Unit (EUR, %, other (specify))	RDP Net contribution	Data and information sources and methodology used
1. Agricultural entrepreneurial income			
2. Agricultural factor income			
3. Total factor productivity in agriculture			
4. EU commodity price variability	NA	NA	NA
5. Consumer price evolution of food products	NA	NA	NA
6. Agricultural trade balance	NA	NA	NA
7. Emissions from agriculture			
8. Farmland bird index			
9. High Nature Value farming			
10. Water abstraction in agriculture			
11. Water quality			
12. Soil organic matter in arable land			
13. Soil erosion by water			
14. Rural employment rate			
15. Degree of rural poverty			
16. Rural GDP per capita			

## E gli altri indicatori?

**Common context indicators:** già quantificati nel PSR (4.1.6.)

**Output indicators:** già inclusi nella RAA - Section 11, Tables B

**Result indicators** (+complementary). Da inserire nella RAA - Section 11, tabella dedicata

**Programme-specific indicators** (target and output): già inclusi nella RAA - Section 11, Tables G → SEQ



## Section 11: Annex III of the AIR - Summary table of quantified results

- in 2017, Section 7 were automatically included in this table.
- **in 2019, those values will be inserted in this table.**

Result indicator name and unit (1)	Target value (2)	Main value (3)	Secondary contribution (4)	LEADER/CLLD contribution (5)	Total RDP (6)=3+4+5
R1 / T4: percentage of agricultural holdings with RDP support for investments in restructuring or modernisation (focus area 2A)					
R2: Change in Agricultural output on supported farms/AWU (Annual Work Unit) (focus area 2A)					
R3 / T5: percentage of agricultural holdings with RDP supported business development plan/investments for young farmers (focus area 2B)					
<b>(...) etc.</b>					

## Alcune questioni punutali



Five pages is too much / too little?:

Sufficiente; si sta anche in una pagina.

Ma volendo: link in capitolo 2 a un rapporto di valutazione  
(non obbligatorio)

Annex III table: is it compulsory to quantify the secondary (and LEADER) contributions (3+4+5=6)?


Non obbligatorio, ma molto desiderato

“Data and information sources and methodology used”  
(impatc & add. Indicators). What is required here?

Informazioni base (keywords) su come si è fatta la  
quantificazione (es. Eurostat, regional data, survey, etc).

Anche informazioni qualitative per indicatori addizionali

TEEN CHALKLEY



Grazie per l'attenzione