




European Commission  
Agriculture and Rural Development



# Rural Development Programme of Region Sicily

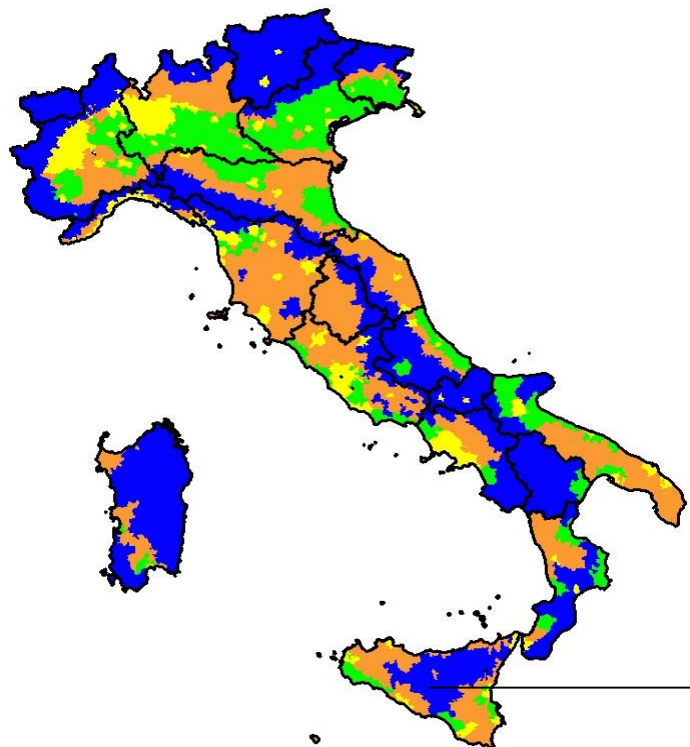
AGRI E.I.4, Bruxelles, 23 January 2008



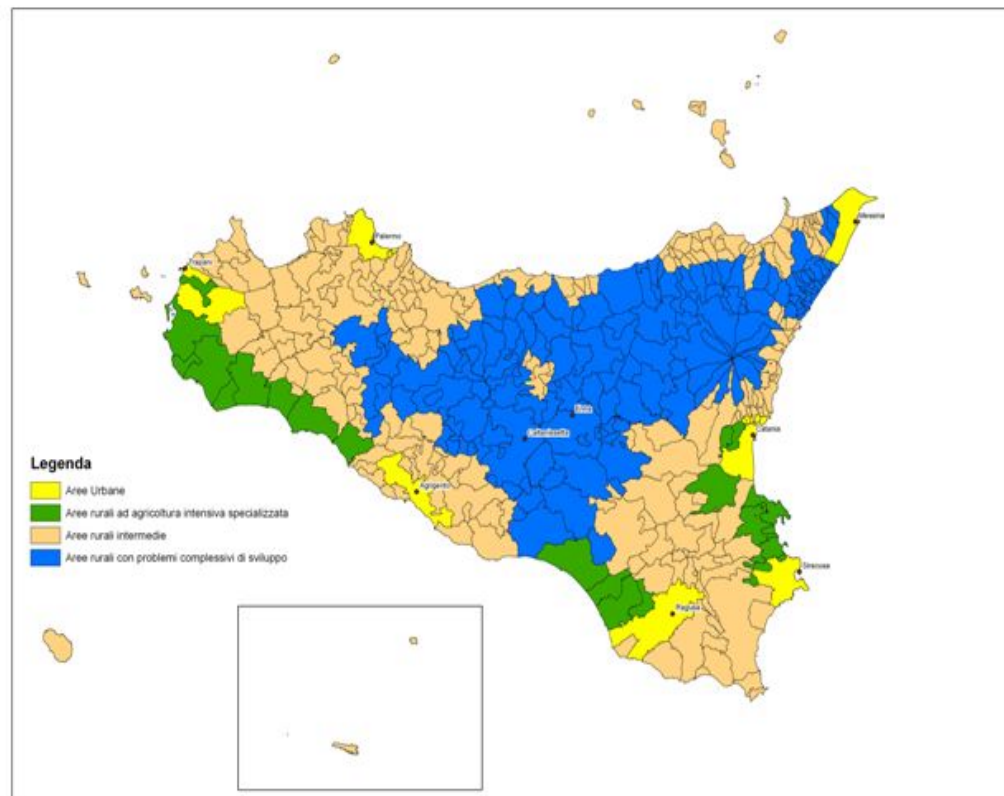
# General overview



European Commission  
Agriculture and Rural Development



- Poli Urbani
- Aree rurali ad agricoltura intensiva specializzata
- Aree rurali intermedie
- Aree rurali con problemi complessivi di sviluppo





# Main features (1)



European Commission  
Agriculture and Rural Development

## ***Socio-economic context:***

- Total population = 5.018.000 inhabitants
- Density = 193 inhabitants/km<sup>2</sup>.
- GDP/capita (pps) = 72% of the EU-25 average

## ***Rural areas:***

- 67% of the population and 93% of the territory
- Density: 141 inhabitants/km<sup>2</sup>
- All the three typologies of rural area, defined by the NSP, are present (B – C – D)



# Main features (2)



European Commission  
Agriculture and Rural Development

## ***Importance of the agricultural, forestry and food sector:***

### *Land utilisation*

- The utilised agricultural area covers 49% of the territory, and forests 10%
- UAA (1.250.000 ha) {
  - arable land (49%)
  - permanent crops (32%)
  - permanent pastures (19%)

### *Holding dimension*

- The average surface of the agricultural holdings is 5 ha (IT: 6.7 ha; EU: 16 ha)

### *Value added*

- The primary sector represents 4,3% of the regional value added (national average 2.8%), and food industry represents 4,4%

### *Employment*

- The employment of the primary sector and the food industry are respectively 7,7% and 2,2% of the total

# EAFRD allocation Italy (EUR)



European Commission  
Agriculture and Rural Development

Programmes 2007 - 2013		EAFRD (Euro)	%
1	Abruzzo	1 68 911 000	2,0 %
2	Bolzano	137 575 000	1,7 %
3	Emilia Romagna	411 251 000	5,0 %
4	Friuli V. Giulia	108 773 000	1,3 %
5	Lazio	288 384 000	3,5 %
6	Liguria	106 047 000	1,3 %
7	Lombardia	395 949 000	4,8 %
8	Marche	202 320 000	2,4 %
9	Piemonte	394 500 000	4,8 %
10	Toscana	369 210 000	4,5 %
11	Trento	100 652 000	1,2 %
12	Umbria	334 430 000	4,0 %
13	Valle d'Aosta	52 221 000	0,6 %
14	Veneto	402 457 000	4,9 %
15	Molise	85 790 000	1,0 %
16	Sardegna	551 250 000	6,6 %
Total Compétitivité		4 109 720 000	49,6 %
17	Basilicata	372 650 000	4,5 %
18	Calabria	623 341 000	7,5 %
19	Campania	1 082 349 000	13,1 %
20	Puglia	851 327 000	10,3 %
21	Sicilia	1 211 163 000	14,6 %
Total Convergence		4 140 830 000	49,9 %
Total PDR		8 250 550 000	99,5 %
Réseau Rural National		41 459 883	0,5 %
<b>Total Italie</b>		<b>8 292 009 883</b>	<b>100 %</b>





# Financial weight



European Commission  
Agriculture and Rural Development

Axis	Public expenditure	EAFRD rate	EAFRD amount	
	EUR	(%)	EUR	(%)
I. Competitiveness	892.367.573	43,8	391.213.944	32,3%
II. Environment and countryside	886.504.029	72,0	638.282.901	52,7%
III. Quality of life and diversification	158.915.483	53,4	84.781.410	7,0%
IV. Leader	126.382.226	57,5	72.669.780	6,0%
V. Technical assistance	42.142.299	57,5	24.214.965	2,0%
<b>Total</b>	<b>2.106.311.610</b>	<b>57,5</b>	<b>1.211.163.000</b>	<b>100%</b>
<b>Spending rates (including Leader)</b>				
I. Competitiveness			391.213.944	33%
II. Environment and countryside			638.282.901	54%
III. Quality of life and diversification			157.451.190	13%
<b>Total – TA</b>			<b>1.186.948.035</b>	<b>100%</b>



# Axis 1 – Measures (32,3%)



European Commission  
Agriculture and Rural Development

Axis/Measure	Public Expenditure	
	EUR	share
111. Vocational training and information actions	38.924.573	4,4%
112. Setting up of young farmers	90.000.000	10,1%
113. Early retirement	7.100.000	0,8%
114. Use of advisory services	11.520.000	1,3%
<i>human capital</i>	<b>147.544.573</b>	<b>16,5%</b>
121. Modernisation of agricultural holdings	382.000.000	42,8%
122. Improvement of the economic value of forests	28.600.000	3,2%
123. Adding value to agricultural and forestry	171.987.000	19,3%
124. Cooperation for development of new products	29.600.000	3,3%
125. Infrastructures	75.895.999	8,5%
126. Restoring agricultural production potential	10.000.000	1,1%
<i>Physical capital</i>	<b>698.082.999</b>	<b>78,2%</b>
132 Food quality schemes	16.500.000	1,8%
133 Information and promotion activities	30.240.000	3,4%
<i>Quality</i>	<b>46.740.000</b>	<b>5,2%</b>

# Measure 121



European Commission  
Agriculture and Rural Development



- Financing: 42,8% of axis 1 and 18,1% of the entire RDP
- Investments: aimed to the modernisation and restructuring of the agricultural holdings, concentration of supply, development of the integration with the industry, improvement of quality, diversification and adjustment of production towards other food and/or no-food sectors, reduction of production costs and the increase of the sustainability of the holdings, adjustment to the newly introduced community requirements, better management and organisation of production
- Priorities: set up for each sector and related to the area and investment typology – i.e. olive oil = priority for the reduction of costs of pruning and harvesting and for farms localised in rural area C and D, citrus = priority for rationalisation of irrigation and reduction of costs for pruning and harvesting, for farms localised in rural area C and D
- Aid intensity: 50% in mountain areas and in areas with handicaps other than mountain areas, 40% elsewhere (+10% in case of young farmers).



# Axis 2 – Measures (52,7%)



European Commission  
Agriculture and Rural Development

## Axis/Measure

## Public Expenditure

EUR

share

211. Natural handicap payments (mountain)	33.000.000	3,7%
212. Payments to farmers (other areas)	19.774.000	2,2%
214. Agri-environment payments	517.968.029	58,4%
216. Non-productive investments	10.000.000	1,1%
<i>total agricultural land</i>	<b>580.742.029</b>	<b>65,5%</b>
221. First afforestation of agricultural land	186.892.000	21,1%
222. Agroforestry	4.540.000	0,5%
223. First afforestation of non-agricultural land	74.330.000	8,4%
226. Restoring forestry potential and ...	30.000.000	3,4%
227. Non-productive investments	10.000.000	1,1%
<i>total forestry land</i>	<b>305.762.000</b>	<b>34,5%</b>



# Measure 214



European Commission  
Agriculture and Rural Development

- 5 agri-environmental actions foreseen:

1. Sustainable farming methods: a) integrated production rules for plant protection products, b) prohibition of utilisation of chemical herbicides, c) adoption of fertilisation plan, d) improvement of land management practises, e) rationalisation of irrigation – applicable in the entire regional surface, with a priority for NVZ, Natura 2000 areas, areas at risk of pollution from agro-chemicals and river basins.
1. Organic farming: a) respect the provisions of Reg. 2092/91, b) adoption of fertilisation plan, c) improvement of land management practises – applicable in the entire regional surface, with a priority for Natura 2000 areas, NVZ, areas at risk of pollution from agro-chemicals and river basins.
2. Crop rotation for the improvement of soil: a) adoption of a better rotation, b) adoption of a fertilisation plan, c) improvement of land management practises – applicable in areas at risk of desertification/erosion.
3. Maintenance of local endangered breeds: rearing of farm animals in danger to be lost to farming: 3 breeds of cattle, 4 of equidae, 4 of sheep and goats, 1 of pigs.
4. Conservation of genetic resources in agriculture (article 39.5): ex situ and in situ conservation, characterisation and collection of vegetal genetic resources, conservation of endangered permanent crop varieties, information and dissemination activities

# Axis 3 – Measures (7%)



European Commission  
Agriculture and Rural Development

## Axis/Measure

## Public Expenditure

EUR share

311. Diversification	65.359.552	41,1%
312. Microenterprises	18.555.931	11,7%
313. Tourism activities	12.000.000	7,6%
<i>total economic development</i>	<b>95.915.483</b>	<b>60,4%</b>
321. Basic services	15.000.000	9,4%
322. Village renewal	20.000.000	12,6%
323. Rural heritage	8.000.000	5,0%
<i>total quality of life</i>	<b>43.000.000</b>	<b>27,1%</b>
331. Training and information	10.000.000	6,3%
341. Skills acquisition, animation and ...	10.000.000	6,3%
<i>total human capital</i>	<b>20.000.000</b>	<b>12,6%</b>

# Axis 4 – Measures (6%)



European Commission  
Agriculture and Rural Development

Axis/Measure

Public Expenditure

EUR

share

413 Quality of life and diversification

92.382.226

73,1%

421 Implementing cooperation projects

19.000.000

15,0%

431 Running the LAG, acquiring skills, ..

15.000.000

11,9%



# LEADER



European Commission  
Agriculture and Rural Development

- The strategies will have to achieve the objectives of axis 3: to maintain and create employment and income in rural areas and to enhance the conditions of rural areas (priority on C and D rural areas) both for the population and the enterprises. 15 LAGs foreseen
- The selection will be based on the characteristics of the area, of the partnership and of the strategy. LAGs who integrate innovation and cooperation in the strategy will have a priority.
- The axis will contribute to the achievement of the objective of diversification of rural economy and quality of life in rural areas (axis 3), through Measure 312, 313, 321, 323 and 331. the LAGs will have the possibility to implement specific Leader actions, related to the objectives of axis 3.

# Complementarity



European Commission  
Agriculture and Rural Development

- CMO Fruits and Vegetables – If beneficiary is member of a PO, RDP will support only operations not foreseen by the operational programme of the PO.
- CMO olive – If beneficiary is member of a PO, RDP will support only operations not foreseen by the operational programme of the PO
- Bee keeping - purchase of hives and swarms, equipment for transportation and other operations financed by the CMO will not be financed by the RDP
- For each measure of axis 3, demarcation criteria with Structural Funds set up, based on beneficiary, financial dimension and (in some cases) investment typology



# Conclusions



European Commission  
Agriculture and Rural Development

- The rural development programme respects the provisions of Council Regulation (EC) n° 1698/2005 and of Commission Regulation (EC) n° 1974/2006 and it is submitted to the Committee for a favourable opinion

