

An interactive tool for the PMEF

Costas APOSTOLOPOULOS
Head of Evaluation Unit
RDP Managing Authority
GREECE

The purpose

Learn

- Improve knowledge of each component of the framework
- Understand relationships between components

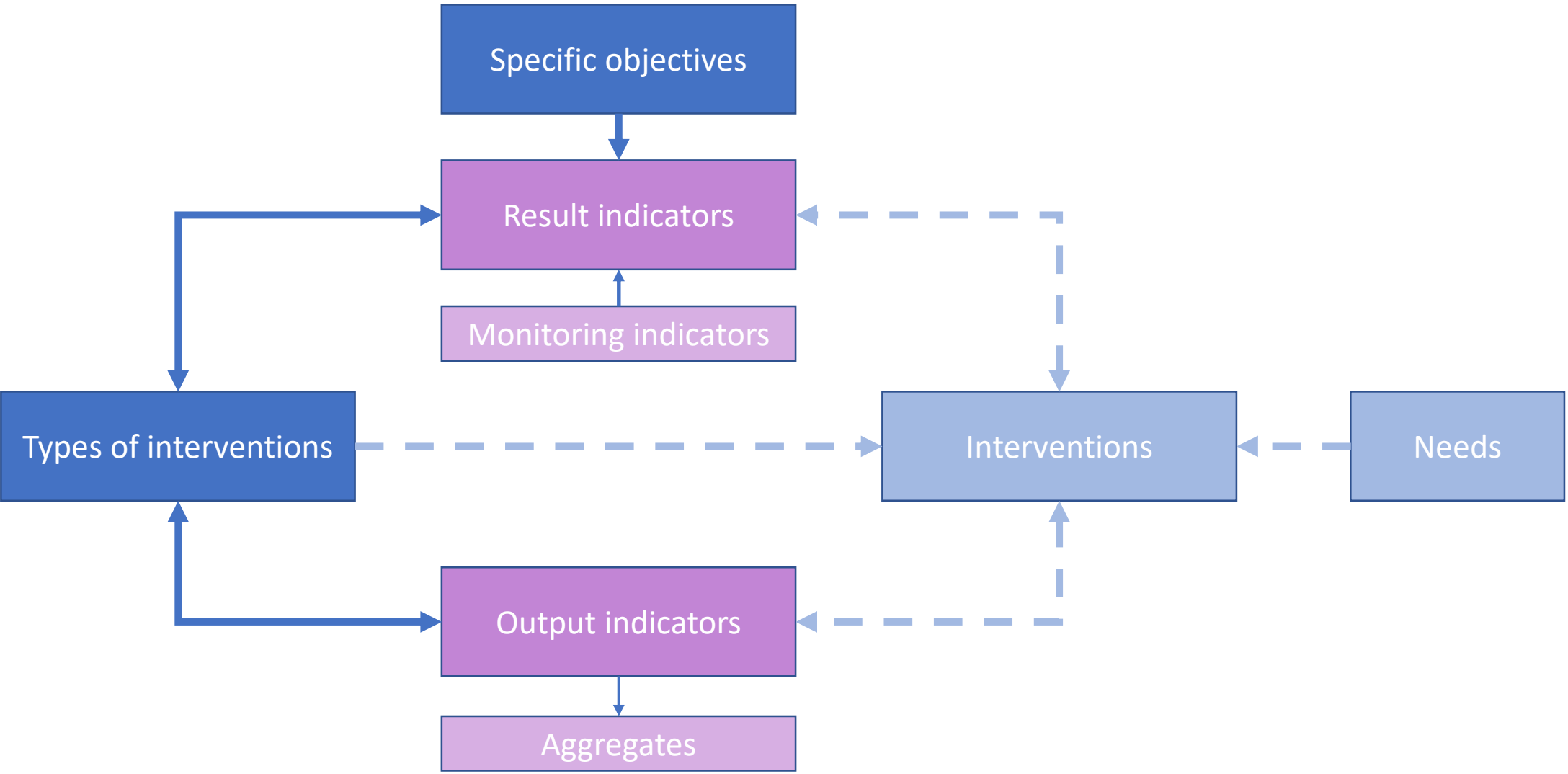
Communicate

- To IT staff and consultants
- To implementing bodies

Prepare

- Integrate selected interventions and perhaps related needs and get an overview of the intervention logic

The structure



Home screen

Performance Monitoring and Evaluation Framework

Specific Objectives

Structured information on each specific objective

Show

Types of interventions

Structured information on each type of intervention

Show

Output indicators

Structured information on each output indicator

Show

Result indicators


Structured information on each result indicator

Show

Specific objectives

Specific Objectives

Structured information on each specific objective

 [Show](#)

CAP Specific Objectives

SO1 - Ensure fair income

SO2 - Increase Competitiveness

SO3 - Rebalance power in food chain

SO4 - Climate change action

SO5 - Environmental care

SO6 - Preserve landscapes and biodiversity

SO7 - Support generational renewal

SO8 - Vibrant rural areas

SO9 - Protect food and health quality

XCO - Foster knowledge, innovation and digitalization

Specific objectives

Specific Objective Title



Improve the response of Union agriculture to societal demands on food and health, including high quality, safe, and nutritious food produced in a sustainable way, the reduction of food waste, as well as improving animal welfare and combatting antimicrobial resistances

Specific Objective Short Title

Protect food and health quality

Specific Objective Fiche

Recommended result indicators

Related Result Indicators	Result Indicator Unit	Reporting Type	Accounting Type	Double Counting
R.36 - Limiting antibiotic use: Share of livestock units concerned by supported actions to limit the use of antibiotics (prevention/reduction)	%	Cumulative	Payment	No
R.37 - Sustainable and reduced use of pesticides: Share of Utilised Agricultural Area (UAA) concerned by supported specific commitments which lead to a sustainable use of pesticides in order to reduce risks and impacts of pesticides such as pesticides leakage	 %	Annual	Payment	No
R.38 - Improving animal welfare: Share of livestock units (LU) covered by supported action to improve animal welfare	%	Cumulative	Payment	No
R.39.1 - Development of organic agriculture: Share of Utilised Agricultural Area (UAA) supported by the CAP for organic farming, with a split between maintenance and conversion (for organic farming)	 %	Annual	Payment	No
R.39.2 - Development of organic agriculture: Share of Utilised Agricultural Area (UAA) supported by the CAP for organic farming, with a split between maintenance and conversion (for maintenance under organic farming)	 %	Annual	Payment	No
R.39.3 - Development of organic agriculture: Share of Utilised Agricultural Area (UAA) supported by the CAP for organic farming, with a split between maintenance and conversion (for conversion under organic farming)	 %	Annual	Payment	No

Result indicators

Result indicators

Structured information on each result indicator



Result Indicators

R.1 - Enhancing performance through knowledge and innovation: Number of persons benefitting from advice, training, knowledge exchange or participating in European Innovation Partnership (EIP) operational groups supported by the CAP in order to enhance sustainable economic, social, environmental, climate and resource efficiency performance

R.2 - Linking advice and knowledge systems: number of advisors receiving support to be integrated within AKIS

R.3 - Digitalising agriculture: Share of farms benefitting from support to digital farming technology through CAP

R.4 - Linking income support to standards and good practices: Share of UAA covered by income support and subject to conditionality

R.5 - Risk Management: Share of farms with CAP risk management tools

R.6 - Redistribution to smaller farms: Percentage additional direct payments per hectare for eligible farms below average farm size (compared to average)

R.7 - Enhancing support to farms in areas with specific needs: Percentage additional support per hectare in areas with higher needs (compared to average)

R.8 - Targeting farms in sectors in difficulties: Share of farmers benefitting from coupled support for improving competitiveness, sustainability or quality

R.9 - Farm modernisation: Share of farmers receiving investment support to restructure and modernise, including to improve resource efficiency

R.10 - Better supply chain organisation: Share of farms participating in Producer Groups, Producer Organisations, local markets, short supply chain circuits and quality schemes supported by the CAP

Result indicators

Result Indicator Code	Result Indicator Description
R.9 PR	Farm modernisation: Share of farmers receiving investment support to restructure and modernise, including to improve resource efficiency

Recommended Specific Objective

SO2 - Increase Competitiveness

Result Indicator Unit	Reporting Type	Accounting Type	Double Counting
%	Cumulative	Payment	No

Type of intervention	Monitoring indicator	Comments
Article 43 - Fruit and vegetables	Number of indirect beneficiaries	
Article 52 - Wine	Number of indirect beneficiaries	
Article 57 - Olive oil / Table olives	Number of indirect beneficiaries	
Article 68 - Investments	Number of indirect beneficiaries	

Calculation formula

$$\frac{[\text{Article 43 - Number of indirect beneficiaries}] + [\text{Article 52 - Number of indirect beneficiaries}] + [\text{Article 57 - Number of indirect beneficiaries}] + [\text{Article 68 - Number of indirect beneficiaries}]}{\text{C. 12 (Agricultural holdings) + Number of beekeepers}}$$

Result Indicator Fiche

R9

Comment

Numerator:

The number of beneficiaries is cumulated over time, without double counting.

For collective investments, all farmers benefiting from the investment should be counted.

Output indicators

Output indicators

Structured information on each output indicator



Show

Output Indicators

O.1 - Number of European Innovation Partnership (EIP) operational group projects

O.2 - Number of advice actions or units to provide innovation support for preparing or implementing European Innovation Partnership (EIP) operational group projects

O.3 - Number of CAP support beneficiaries

O.4 - Number of hectares for basic income support for sustainability.

O.5 - Number of beneficiaries or hectares of payments for small farmers

O.6 - Number of hectares subject to complementary income support for young farmers

O.6a - Number of hectares for complementary redistributive income support

O.6b - Number of units (hectares or livestock units) for eco-schemes

O.8 - Number of units covered by supported CAP risk management tools

O.9 - Number of hectares benefitting from coupled income support

O.10 - Number of heads benefitting from coupled income support

O.11 - Number of hectares receiving support for areas facing natural or other specific constraints, including a breakdown per type of areas

O.12 - Number of hectares receiving support under Natura 2000 or the Water Framework Directive

O.13 - Number of hectares (excluding forestry) or number of other units covered by environment/climate commitments going beyond mandatory requirements

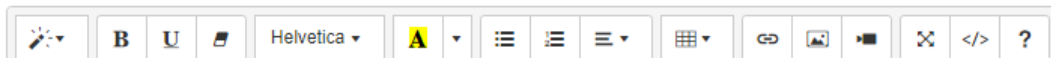
Output indicators

Output Indicator Code	Output Indicator Description		
<input type="text" value="O.4"/> PC	<input type="text" value="Number of hectares for basic income support for sustainability"/>		
Output Indicator Unit	Reporting Type	Accounting Type	Double Counting
<input type="text" value="Number of hectares (agricultural area)"/>	<input type="text" value="By intervention unit amount"/>	<input type="text" value="Partial"/>	<input type="text" value="No"/>

Aggregate	Accounting type	Doublecounting	Comments
Total number of hectares (agricultural area)	Full	No	for basic income support for sustainability (i.e. the area paid after applying the entitlements)
Total number of hectares (agricultural area)	Full	No	for decoupled Direct Payments taken together (i.e. for MS without entitlements, the area paid for decoupled Direct Payments; for MS with entitlements, the number of eligible hectares for direct payments, as defined in accordance with Article 4(c) held by beneficiaries of BISS (including round sum) (before taking into account the entitlements)

Type of intervention	Comments
TITLE III, CHAPTER II, Section 2, Subsection 2 - Basic income support for sustainability	

Comment



Aggregates

For aggregates hectares are accounted in full, there should be no double counting: i.e. where the same hectare benefits from support under multiple decoupled direct payments interventions, that hectare should be counted only once for the aggregate.

Types of interventions

Types of interventions

Structured information on each type of intervention



Show

Types of Interventions

[Annex III - Conditionality with regard to GAEC](#)

[Article 26 - CRISS-Complementary redistributive income support for sustainability](#)

[Article 27 - Complementary income support for young farmers](#)

[Article 28 - Schemes for the climate and the environment \(ecoschemes\)](#)

[TITLE III, CHAPTER II, Section 2, Subsection 2 - Basic income support for sustainability](#)

[TITLE III, CHAPTER II, Section 2, Subsection 2 - Small farmers only](#)

[TITLE III, CHAPTER II, Section 3, Subsection 1 - Coupled income support](#)

[TITLE III, CHAPTER II, Section 3, Subsection 2 - Crop-specific payment for cotton](#)

[Article 43 - Fruit and vegetables](#)

[Article 49 - Apiculture](#)

[Article 52 - Wine](#)

[Article 55 - Hops](#)

[Article 57 - Olive oil / Table olives](#)

[Article 60 - Other sectors](#)

Types of interventions

Type of Intervention Description

Basic income support for sustainability

Reference in SPR

TITLE III, CHAPTER II, Section 2, Subsection 2

Form of Intervention

Decoupled Direct Payments

Related Result Indicators

Add new

Related Result Indicators	Result Indicator Unit	Monitoring Indicator	Comment	Reporting Type	Accounting Type	Double Counting
R.4 - Linking income support to standards and good practices: Share of UAA covered by income support and subject to conditionality	%	Number of hectares (agricultural area)	Total hectares eligible for BISS before applying the entitlements + hectares paid outside that BISS eligible area in Member States with entitlements	Annual	Payment	No
R.6 - Redistribution to smaller farms: Percentage additional direct payments per hectare for eligible farms below average farm size (compared to average)	PR %			Annual	Payment	No
R.7 - Enhancing support to farms in areas with specific needs: Percentage additional support per hectare in areas with higher needs (compared to average)	PR %			Annual	Payment	No

Related Output Indicators

Add new

Related Output Indicators	Output Indicator Unit	Comment	Reporting Type	Accounting Type	Double Counting
O.3 - Number of CAP support beneficiaries	Number of direct beneficiaries		By Intervention and Type of Intervention	Full	No
O.4 - Number of hectares for basic income support for sustainability	PC Number of hectares (agricultural area)		By intervention unit amount	Partial	No

Tool info

- Open and Accessible at <https://pmef.agrotikianaptixi.gr/>
- Available to everyone interested (requires a web hosting environment with PHP and MySQL)
- Can be deployed at EU level (better after the integration of actual interventions)

- More info?
 - Costas APOSTOLOPOULOS (kapostolopoulos@mou.gr)
 - Anthi KATSIRMA (akatsirma@mou.gr)

Thank you!