

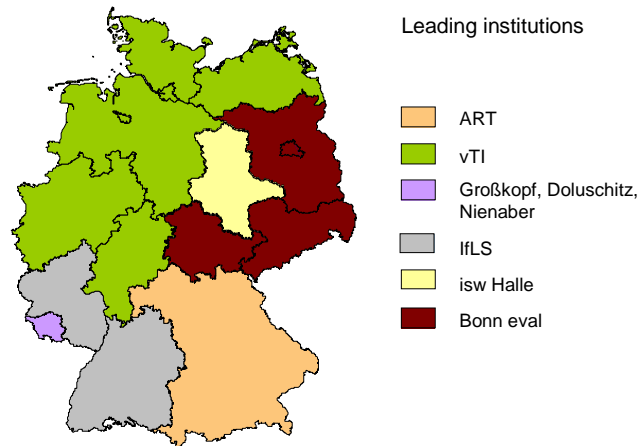
MTE in Germany (7-Länder-Evaluation)

**Structuring and use of Common Evaluation Questions (CEQ),
Evaluation design, Reporting**

Content

- **Structuring, use of evaluation questions
and evaluation design**
 - On measure level
 - On programme level
- **Structure of MTE Reporting**

Background – Evaluation „landscape“ in Germany



Starting points

- Limited time and personnel resources
- Not all themes can be analysed in depth
- Relevance check of the CEQ
- Elaboration of additional questions

Structuring and use of evaluation questions – measure level - 121

- To what extent have supported investments contributed to improving the competitiveness of the agricultural sector?
- What means **competitiveness**?
 - Definition of unclear terms is required
 - Possible indicators:
 - Market share (i.e. milk production, piglets) on which level?
 - GVA, GVA per FTE
 - Partial or total factor productivity
 - Production costs and/or profitability
 - Natural and structural conditions

Arising problems

- Investment support schemes have multiple objectives:
→ competitiveness + animal welfare + job creation + protection of the environment + better working conditions etc.
 - **Weighting? Focussing?**
- Sectoral effects are important (due to indirect effects)
- How could we assess net effects instead of gross effects?
 - **Elaborated and different methods are required**
- Lack of data:
 - **Annual farm accounts are only available with considerable delay after projects are completed**
 - **Lack of reference groups due to the widespread usage of the intervention scheme**

Evaluation design - MTE

- **With-without-comparison**
 - Until now no reference groups were available
 - **New approach:** The low support or lack of support (as of 2010) in one federal state serves as reference (→ milk farms, pig farms)
 - **Supported farms in 2007-2008**
- **Analysis of investment activities (volume, type) in comparative states with and without support (before - after)**
- **One question remains: Can the results be transferred to other regions too?**

Discussions with experts

- **Tax consultants, farm advisers (finance and production), accountancy firms:**
 - Credit rating results of farms (in comparison with small trade)? Financial behaviour of farmers and possibilities for improvement?
 - Are annual accounts valid and significant? (Form and number of annual accounts?)
 - What sort of additional information is necessary?

Structuring and use of Evaluation questions – measure level - LEADER

- CEQ aiming on „all what you want to know about regional development“:
 - **Governance**,
 - mobilising the **endogenous** development **potential**,
 - multi-sectoral approaches,
 - **capacity building**,
 - cooperation and transfer of best practices
 - Contribution to the objectives of axis 1, 2 and 3

Development of a concept necessary

No common indicators available

Our work packages until MTE

- Interpretation of CEQ and development of appropriate indicators for each “Bundesland”
- Primary data
 - Analysis of project data and development concepts
- Secondary data
 - Data collection about the organisational structures of LAGs / steering groups and other activities (e.g. publicity, mobilising activities)
 - Questionnaire for public events organised by the LAG
 - Case studies
 - Written surveys of the decision making committees and the LEADER-managers of all regions
 - Expert interviews and focus group discussion with administration

Developing appropriate indicators

- Together with the responsible department and LEADER-Managers
- An example: „**Governance**“
- Identified aspects:
 - Strengthening participation / involvement of relevant actors
 - Stability of co-operation
 - Improving co-operation within the region
- Indicators were developed for each aspect

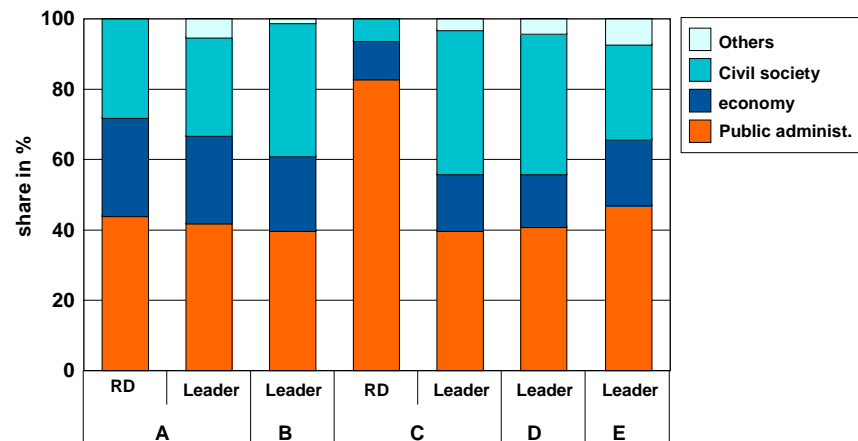
Developing appropriate indicators

Strengthening participation / involvement of relevant actors

- Indicators:
 - Share of actors from civil society, economy, public administration
 - Composition of LAG (Type of institutions / themes)
 - Number and type of actors involved in thematic working groups
 - Judgement of LAG-members, if all relevant actors are involved

Some preliminary results

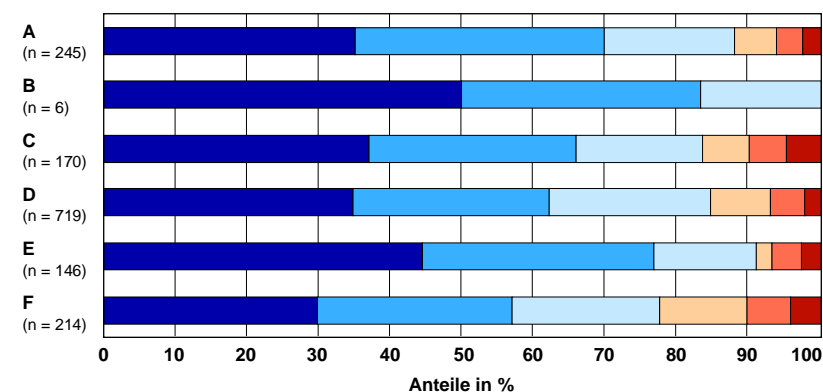
Governance – Composition of decision making committees



Source: Annual questionnaire of LEADER-Managers

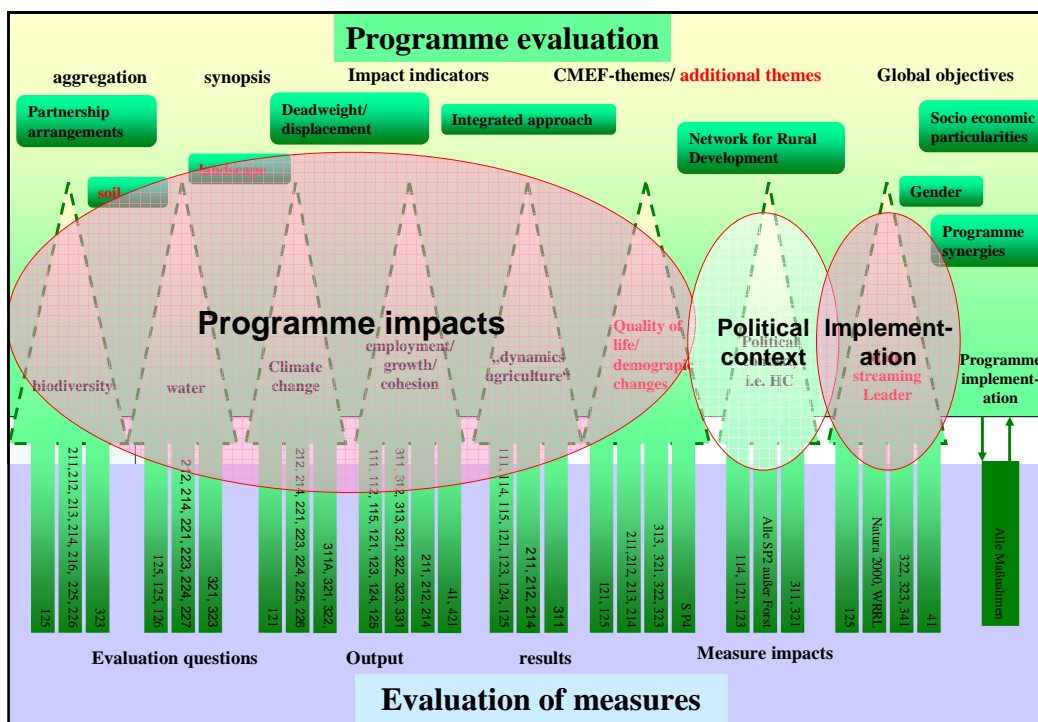
Endogenous potential –

Is the delimitation of your LEADER region appropriate for regional developments processes?



Capacity building – Work capacity of the regional management entities

Land	Type	persons		Hours per week	
		from - to	average	from - to	average
A	RM	1 - 5	2,3	8 - 32	18
	LEADER	1 - 6	3,2	29 - 98	61
B		1 - 2	1,6	34 - 80	52
C	RM	1 - 3	2	4 - 56	30
	LEADER	1 - 5	1,8	10 - 80	34
D		1 - 3	1,5	25 - 53	40
E		1 - 4	1,9	16 - 90	51



Structuring and use of Evaluation questions – programme level


- **Relevance Check** based on interviews with the managing authority:
 - (1) Not so important, only little effort necessary
 - (2) Important, appropriate consideration in the evaluation design
 - (3) Very important, special focus within the evaluation

Some results – programme impacts

Bundes-land	Employment/ Economic growth	Modernisation agriculture	Biodiversity	Climate Change
A	3	2	2	3
B	2	2,8	2	2
C	2	1,5	2	1
All	2,3	1,9	2,3	2,1

CEQ and impact indicators

Impact related evaluation questions on programme level



	Indicator	Measurement
1	Economic growth	Net additional value added expressed in PPS
2	Employment creation	Net additional Full Time Equivalent jobs created
3	Labour productivity	Change in Gross Value Added per Full Time Equivalent (GVA / FTE)
4	Reversing Biodiversity decline	Change in trend in biodiversity decline as measured by farmland bird species population
5	Maintenance of high nature value farming and forestry areas	Changes in high nature value areas
6	Improvement in water quality	Changes in gross nutrient balance
7	Contribution to combating climate change	Increase in production of renewable energy.

Evaluation approach: In depth analysis


In depth analysis	CEQ	Impact indicators
Economic growth, employment creation	1, 19, 4	GVA, gross number of jobs
Dynamic in agriculture, structural changes	7, 8, 9, 10	GVA, GVA/FTE
biodiversity	2, 3	HNV, farms birds
water	2, 3	Gross nutrient balance
Climate change	2, 3	Increase in production of renewable energies
Quality of life, demographic changes	6	To be developed

Evaluation design – Employment creation

- Relevance check: Measures with an objective or with relevant impacts (positive or negative)
- Overview of the measure impact on employment
- Analysis of demand side effects (based on an input-output-model)
- Econometric analysis of employment effects

Some results – programme implementation

- Relevance check: Partially little evidence of the CEQ
- Development of additional questions, i.e.
 - To what extent the objectives of simplification and strengthening of support efficiency could be achieved?



Bottom-up and “own” evaluation design

Programme implementation - simplification

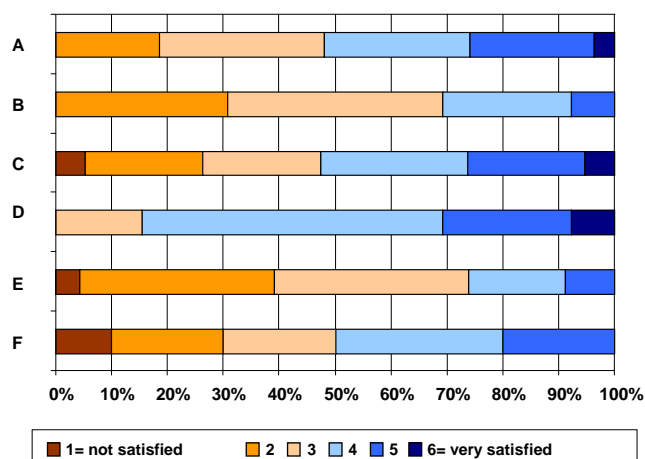
Theme	CEQ	Aggregation of measure evaluation results	Programme evaluation	In depth analysis
Simplification and improvement of efficiency	Simplification a) Institutional setting b) Legislative framework c) Financial framework d) Steering instruments	x	Expert interviews managing authority, paying agencies on regional and national level Landscape of administrative implementation 2012 Assessment of implementation costs	
	Avoiding deadweight and/or displacement	x		
	Encouraging multiplier effects	x		Economic growth/ employment creation

Programme implementation - Governance

Theme	CEQ	Aggregation of measure evaluation results	Programme evaluation	In depth analysis
Multilevel Governance / Good Governance	Strengthening arrangements for partnerships	x	Survey of social and economic partners	Mainstreaming LEADER
	Contribution to an integrated approach	x		Mainstreaming LEADER
	Equality between women and men	x	Gender budgeting	
	Targeting the particularity of agricultural activities	x		

Programme implementation - Governance

To what degree are you satisfied with the partnership arrangement in your steering committee?



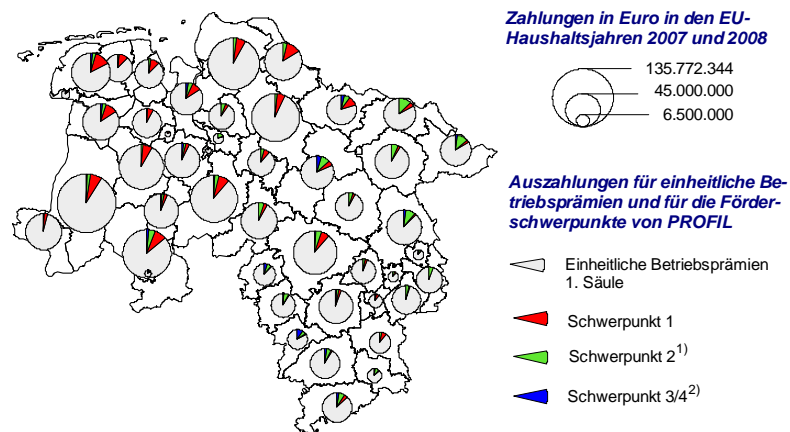
Structure of MTE Reporting

	Executive summary (30p. English, German)
Part I	Introduction
Part II	Reporting on measure evaluation
Part III	Programme evaluation

Part I – Introduction

- Importance of RDP in relation to 1. Pillar and structural funds
- Main changes in socio- economic, environmental and political parameters
- Structure of the RDP (planned)
- Analysis of financial implementation (per measure and regional)
- Implementation structure

Regional expenditure analysis



1) Inkl. Restzahlungen fakultative Modulation
2) Inkl. Restzahlungen LEADER+

Source: X-table of the paying agency, LEADER+-payments

Part II – Evaluation of Measures

- How do we deal with measures? Examples

Aggregation

221,
223,
224,
225,
226
227

1 chapter
forestry in axis 2

All axis 3 measures
implemented under
LEADER and Axis 4

1 chapter
Integrated rural
development/LEADER

Segregation

Measure 323

Cultural
heritage

Natura
2000,
WFD

Part II – Evaluation of Measures

Investment schemes (121)

1. Summary
2. Brief description of the support scheme, intervention logic and objectives
3. Relevant evaluation questions and evaluation methods
4. Data
5. Administrative implementation
6. Financial input, output and results
7. Evaluation questions
8. Conclusions and recommendations

Part III – Programme Evaluation

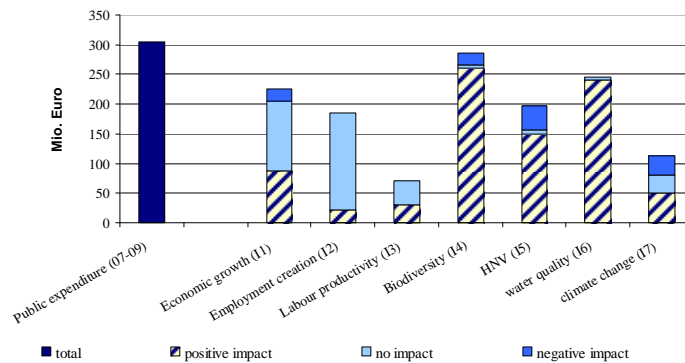
- Two main chapter
 - Programme impacts
 - Programme implementation

Chapter: Programme impacts

1. Evaluation design, methods, data for programme evaluation
2. Objectives and relevance check
3. Programme impacts
 - Employment creation and growth (CEQ 1)
 - Modernisation of agriculture (CEQ 7-10)
 - Biodiversity (CEQ 2a, 3a)
 -
4. Synopsis of programme impacts
5. Conclusions and recommendations

Synopsis of programme impacts - Example

Public expenditure 2007-09 with impacts on



Chapter: Programme implementation

- Key chapters:
 - Simplification and improvement of efficiency
 - CEQ 18,19
 - Multilevel Governance/Good Governance
 - CEQ 11, 15, 12, 5
 - Internal and external synergy
 - CEQ 13, 14
 - Capacity building
 - CEQ 16, 17

Thank you for attention!

Any questions?