



European Commission  
Agriculture and Rural Development

# ***Modification of RDP***

*Abruzzo / Italy*

## ***Following Health Check and Recovery Package***

Rural Development Committee

23 November, 2009

DG Agriculture and Rural Development,  
Unit E4

# Modification of RDP Abruzzo / Italy



## Overview allocation additional funds Italy

	HC/RP	%	Mod/Wine	%
ABRUZZO	5.282.000	1,1	12.059.000	5,3
BASILICATA	12.194.000	2,6	1.996.000	0,9
BOLZANO	10.814.000	2,3	722.000	0,3
CALABRIA	26.372.000	5,7	4.228.000	1,9
CAMPANIA	30.530.000	6,6	5.952.000	2,6
EMILIA R.	30.827.000	6,6	41.507.000	18,2
FRIULI V.G.	7.932.000	1,7	3.807.000	1,7
LAZIO	17.105.000	3,7	11.985.000	5,2
LIGURIA	9.025.000	1,9	253.000	0,1
LOMBARDIA	63.644.000	13,7	11.517.000	5,0
MARCHE	14.002.000	3,0	3.165.000	1,4
MOLISE	6.238.000	1,3	1.498.000	0,7
PIEMONTE	41.660.000	8,9	8.664.000	3,8
PUGLIA	45.654.000	9,8	36.603.000	16,0
SARDEGNA	19.845.000	4,3	3.804.000	1,7
SICILIA	30.588.000	6,6	37.450.000	16,4
TOSCANA	18.516.000	4,0	3.700.000	1,6
TRENTO	5.626.000	1,2	2.942.000	1,3
UMBRIA	18.080.000	3,9	4.248.000	1,9
VALLE D'AOSTA	4.118.000	0,9	112.000	0,0
VENETO	47.432.000	10,2	32.076.000	14,1
<b>ITALY Total</b>	<b>465.484.000</b>	<b>100,0</b>	<b>228.288.000</b>	<b>100,0</b>

# Modification of RDP Abruzzo / Italy



## Overview of additional funds injected into the programme with HC/RP based on Table 6.1

Annual contributions from the EAFRD (in EUR)

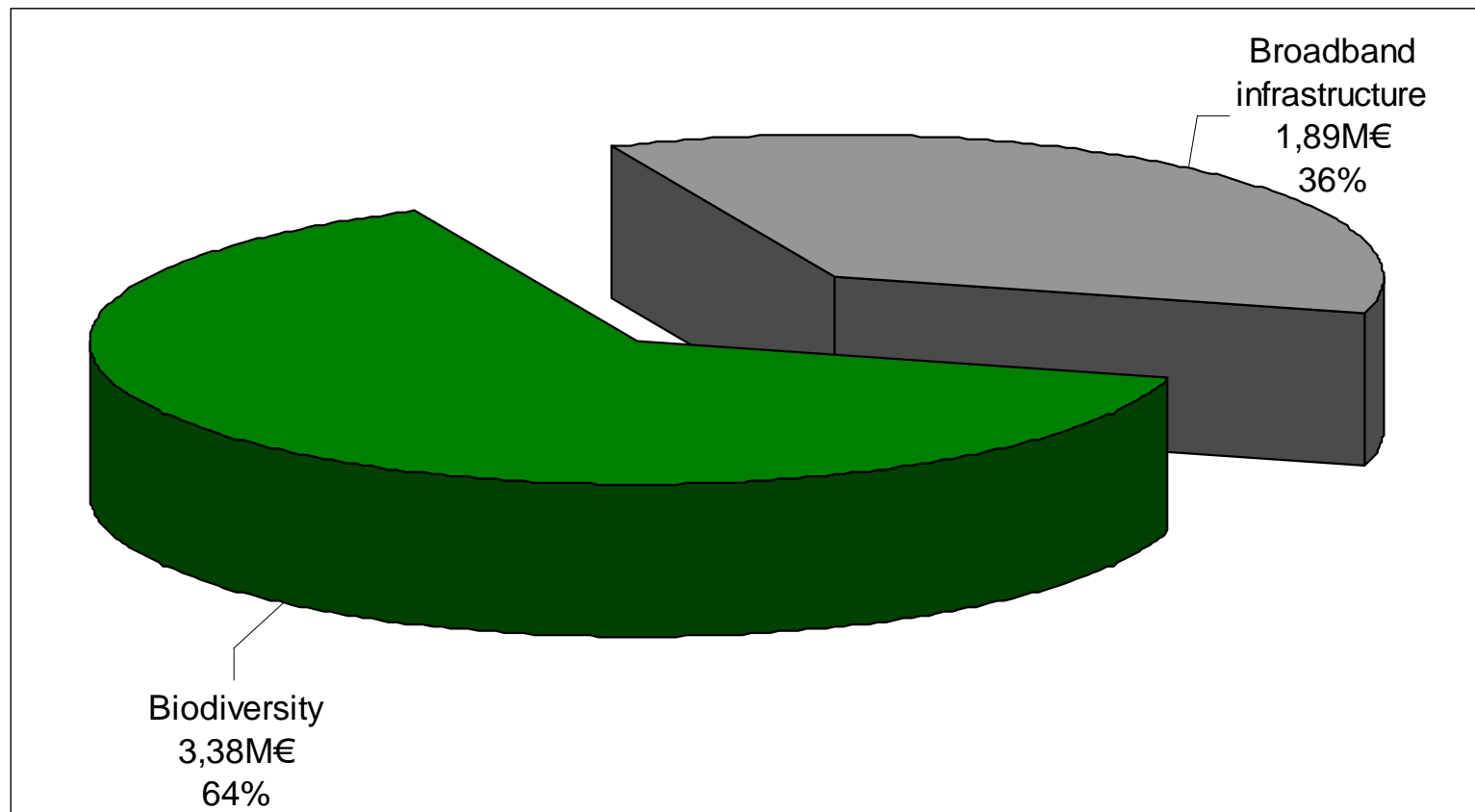
Year	2007	2008	2009	2010	2011	2012	2013	TOTAL 2007/2013
Non-Convergence Regions	22.726.000	22.593.000	23.287.000	24.283.000	29.451.000	29.379.000	29.251.000	180.970.000
Additional funds from Article 69(5a) of Regulation (EC) No 1698/2005 – non- convergence region			1.116.000	1.343.000	717.000	935.000	1.171.000	5.282.000
<b>Total</b>	<b>22.726.000</b>	<b>22.593.000</b>	<b>24.403.000</b>	<b>25.626.000</b>	<b>30.168.000</b>	<b>30.314.000</b>	<b>30.422.000</b>	<b>186.252.000</b>


*Modification of RDP  
Abruzzo / Italy*



**Financial distribution of HC & RP resources  
among priority themes:**

**Biodiversity  
prioritized**






*Modification of RDP  
Abruzzo / Italy*



***Allocation of the amount injected with HC & RP by  
axes (2009-13, €)***

Axis	Public contribution		
	Total public	EAFRD contribution rate (%)	EAFRD amount
Axis 1			
Axis 2	5.641.832	60.00%	3.385.000
Axis 3	3.161.233	60.00%	1.897.000
Axis 4			
Technical Assistance			
<b>Total</b>	<b>8.803.065</b>	<b>60.00%</b>	<b>5.282.000</b>



## *Modification of RDP Abruzzo / Italy*



### **Overview: Indicative budget\* by types of measures EAFRD contribution**

**Axis 2 € 3,385,000.00**

- 64% on measure 214 (Biodiversity)

**Axis 3 €1,897,000.00**

- 36% on measure 321 (Broadband in rural areas)

\* Budget related to operations referred to in Article 16a of Regulation (EC) 1698/2005 between 1 January 2009 and 31 December 2013 (Article 16a(3b) up to the amounts specified in Article 69(5a) of Regulation (EC) No 1698/2005)



European Commission  
Agriculture and Rural Development



*Thank you for your attention!*