



European Commission
Agriculture and Rural Development

Modification of RDP

Marche / Italy

Following Health Check and Recovery Package

Rural Development Committee

15 December 2009

DG Agriculture and Rural Development,
Unit E4

Modification of RDP Marche / Italy



European Commission
Agriculture and Rural Development

Overview allocation additional funds Italy

	HC/RP	%	Mod/Wine	%
ABRUZZO	5.282.000	1,1	12.059.000	5,3
BASILICATA	12.194.000	2,6	1.996.000	0,9
BOLZANO	10.814.000	2,3	722.000	0,3
CALABRIA	26.372.000	5,7	4.228.000	1,9
CAMPANIA	30.530.000	6,6	5.952.000	2,6
EMILIA R.	30.827.000	6,6	41.507.000	18,2
FRIULI V.G.	7.932.000	1,7	3.807.000	1,7
LAZIO	17.105.000	3,7	11.985.000	5,2
LIGURIA	9.025.000	1,9	253.000	0,1
LOMBARDIA	63.644.000	13,7	11.517.000	5,0
→ MARCHE	14.002.000	3,0	3.165.000	1,4
MOLISE	6.238.000	1,3	1.498.000	0,7
PIEMONTE	41.660.000	8,9	8.664.000	3,8
PUGLIA	45.654.000	9,8	36.603.000	16,0
SARDEGNA	19.845.000	4,3	3.804.000	1,7
SICILIA	30.588.000	6,6	37.450.000	16,4
TOSCANA	18.516.000	4,0	3.700.000	1,6
TRENTO	5.626.000	1,2	2.942.000	1,3
UMBRIA	18.080.000	3,9	4.248.000	1,9
VALLE D'AOSTA	4.118.000	0,9	112.000	0,0
VENETO	47.432.000	10,2	32.076.000	14,1
ITALY Total	465.484.000	100,0	228.288.000	100,0

RDC – Programme modification following HC & RP

Modification of RDP Marche / Italy



European Commission
Agriculture and Rural Development

Overview of additional funds injected into the programme with HC/RP based on Table 6.1

Annual contributions from the EAFRD (in EUR)

	2007	2008	2009	2010	2011	2012	2013	Total
Non-Convergence Regions	29.662.000	29.488.000	28.964.000	29.540.000	29.428.000	29.305.000	29.098.000	205.485.000
Additional funds from Article 69(5a) of Regulation (EC) No 1698/2005 – non-convergence region	0	0	1.439.000	2.925.000	2.447.000	3.191.000	4.000.000	14.002.000
Total	29.662.000	29.488.000	30.403.000	32.465.000	31.875.000	32.496.000	33.098.000	219.487.000

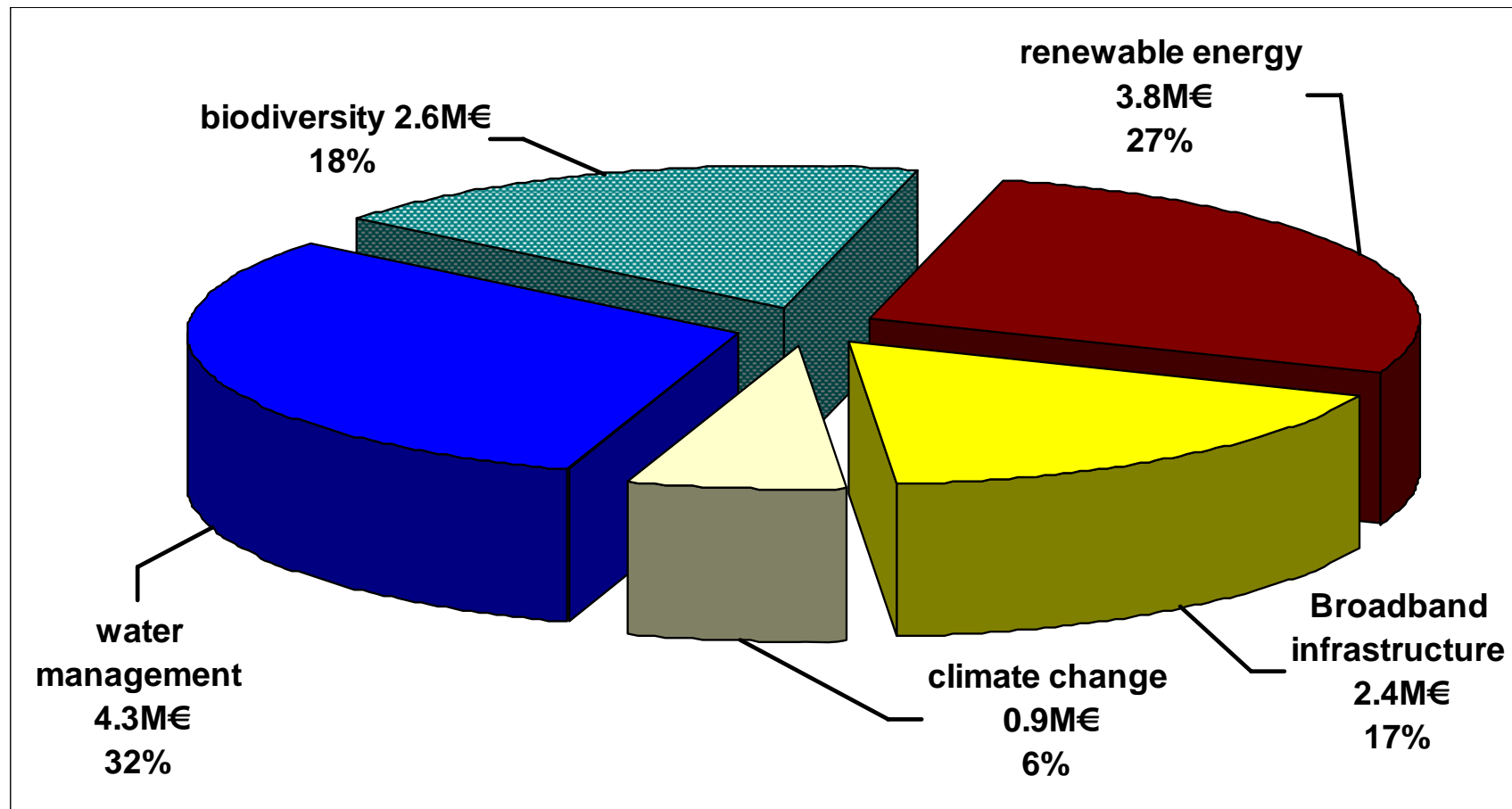



*Modification of RDP
Marche / Italy*



European Commission
Agriculture and Rural Development

Financial distribution of HC & RP resources among priority themes:






Modification of RDP Marche / Italy



Allocation of the amount injected with HC & RP by axes (2009-13, €)

Axis	Public contribution		
	Total public	EAFRD contribution rate (%)	EAFRD amount
Axis 1	8.000.000	75,00	6.000.000
Axis 2	3.910.050	65,37	2.556.000
Axis 3	7.494.152	72,67	5.446.000
Axis 4			
Technical Assistance			
Total	19.404.202	72,16	14.002.000



Modification of RDP Marche / Italy



European Commission
Agriculture and Rural Development

Overview: Indicative budget* by types of measures EAFRD contribution

Axis 1 € 6.000.000

- **40% on measure 121 (for climate change, water management and renewable energy)**
- **60% on measure 125 (for water management)**

Axis 2 € 2.556.000

- **all on measure 214 (for biodiversity)**

Axis 3 € 5.446.000

- **55% on measure 311 (for renewable energy)**
- **45% on measure 321 (for broadband)**

*Budget related to operations referred to in Article 16a of Regulation (EC) 1698/2005 between 1 January 2009 and 31 December 2013 (Article 16a(3b) up to the amounts specified in Article 69(5a) of Regulation (EC) No 1698/2005)



European Commission
Agriculture and Rural Development



Thank you for your attention!