

# Rural Development and FADN

Presentation to the Expert  
Committee of RD programmes

2 July 2010



European Commission  
Agriculture and  
Rural Development



# Plan

1. Introduction to EU FADN
2. RD in FADN: possibilities and limitations
3. Where can you find more information?



# 1. Introduction to EU FADN

- Farm Accountancy Data Network (FADN)
- What?
  - EU-wide system of yearly sample surveys
  - collect structural and accountancy data on farms
- Why?
  - to monitor income and business activities of agricultural holdings
  - to evaluate impacts of the Common Agricultural Policy measures



# 1. Introduction to EU FADN

- Who?
  - Only from farms exceeding a minimum economic size
  - EU FADN 2007 sample = 78000 farms, which represent after extrapolation about 5.4 millions farms out of a total of 14 millions in the whole population in EU-27
  - Covers **more than 90% of agricultural production, UAA and LU**
- When?
  - Since 1965
  - Data from 1989 to 2007
- How does it differ?
  - only source of harmonised micro-economic farm data for the EU
- EU FADN / national FADNs (differences, more details...)



## 2. RD in FADN

- Coverage:
  - RD policy scope broader than FADN coverage
  - But some RD measures for farmers only or mainly and major part of public expenditure
- Classification variables:
  - Less-favoured areas (LFA)
  - Areas with environmental restrictions







## 2. RD in FADN

- Rural Development payments:
  - Only amounts actually received during the accounting year
  - Total subsidy (EU + national + private)
  - Only some RD payments are individualised:
    - LFA
    - agri-environment
    - afforestation
    - other forestry measures
    - implementing demanding standards
    - use of farm advisory services
  - Subsidies on investments mixed with possible national aids
  - Complementary National Direct Payments not registered under specific RD codes and may be mixed up with national aids



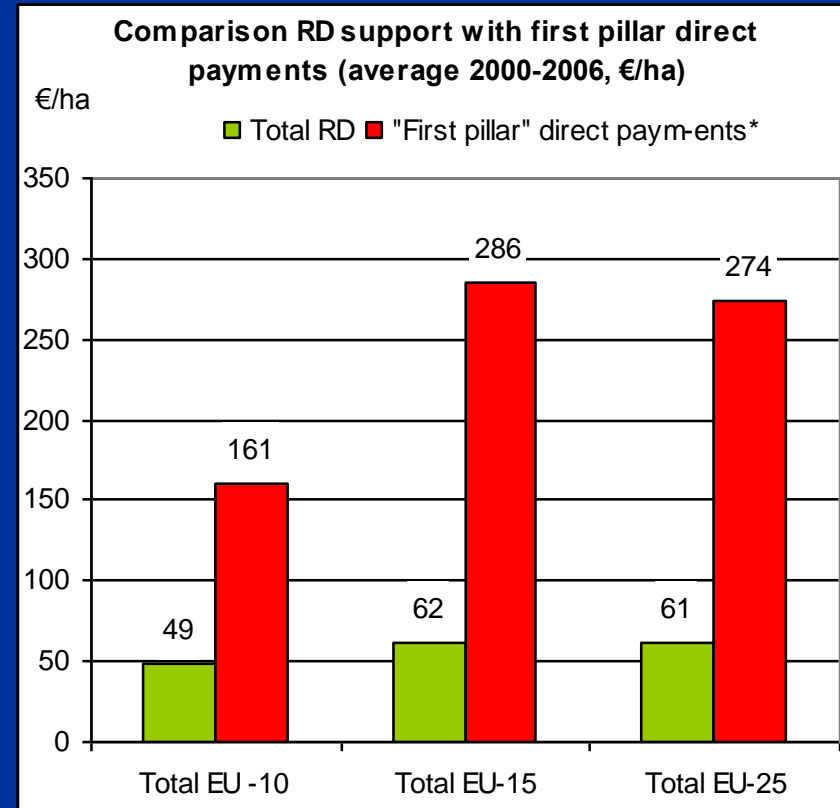
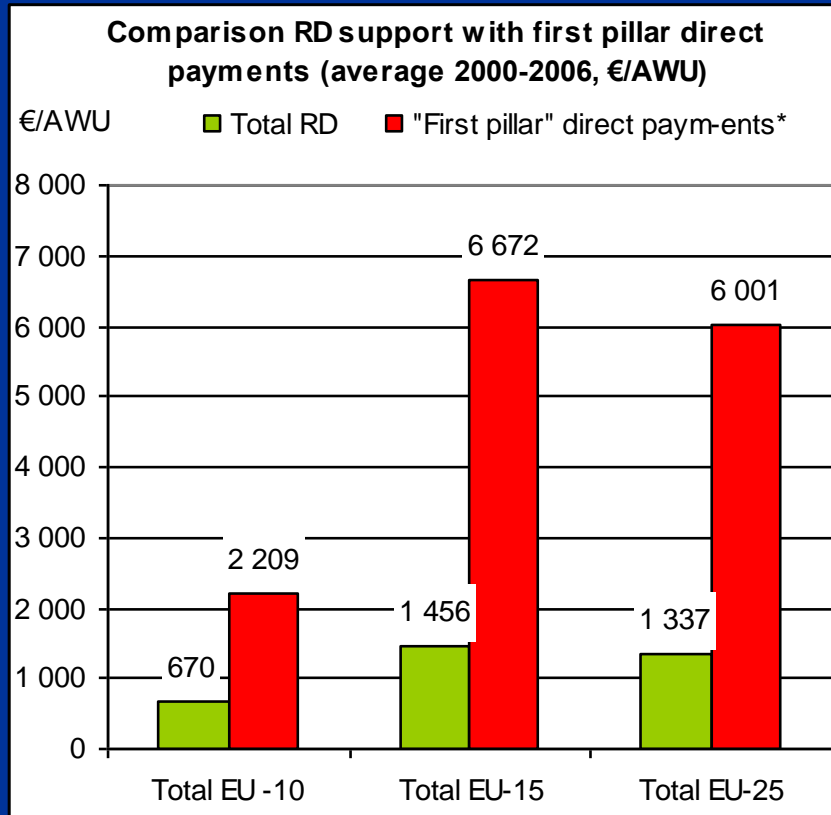
# 2. RD in FADN

- Possibilities:

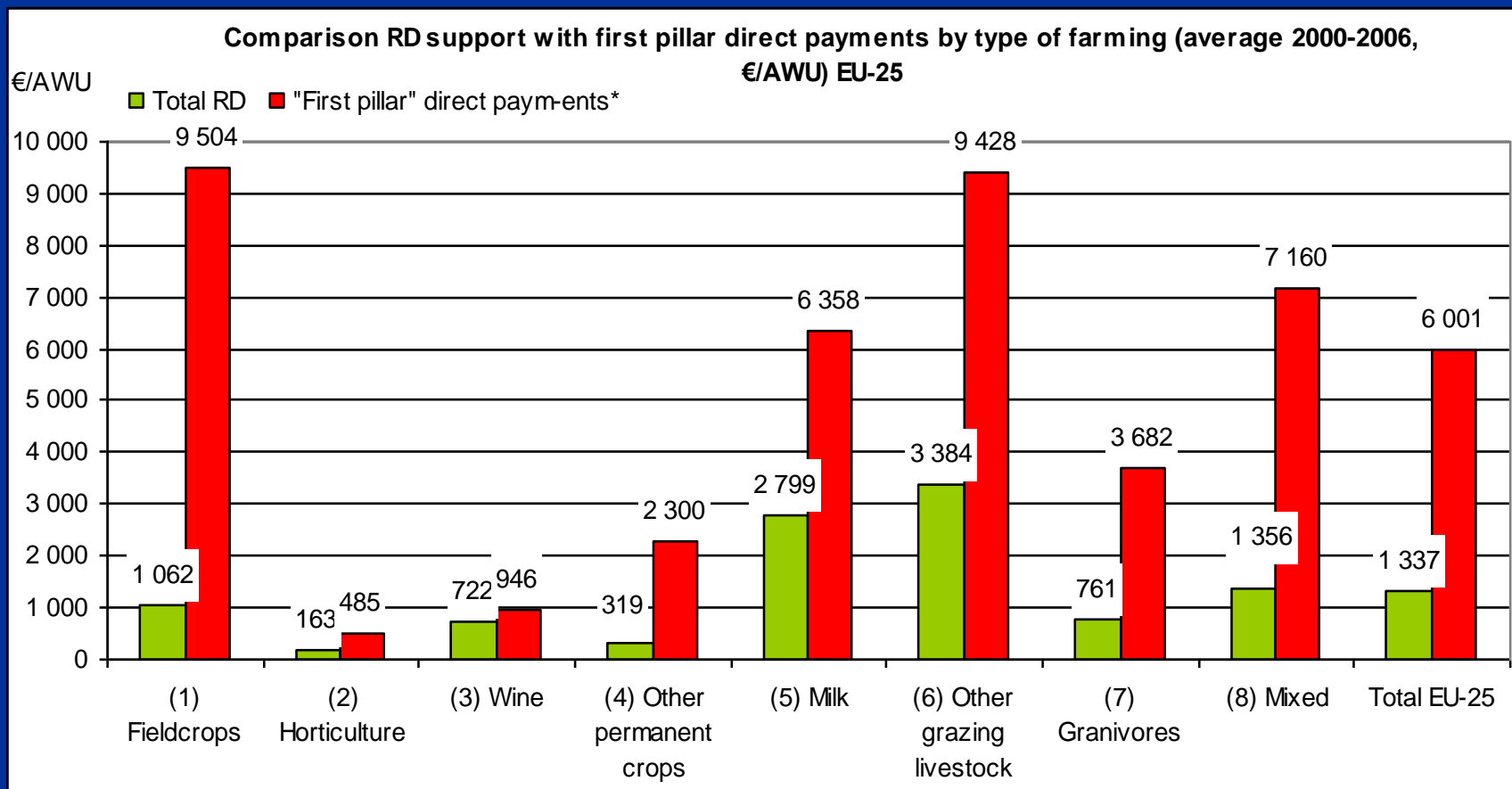
- FADN can be used to estimate « GVA change indicators » (CMEF)
- Background knowledge of RD support received by EU farms (LFA/ agri-environment/ investments subsidies/ total RD) 
  - Comparison by type of farming 
  - Comparison by region
- To study the characteristics of RD recipients (LFA/ agri-environment/ investments subsidies/ total RD) 
- To analyse the link between RD support (LFA/ agri-environment/ investments subsidies/ total RD) and
  - income 
  - assets



# RD support / 1rst pillar



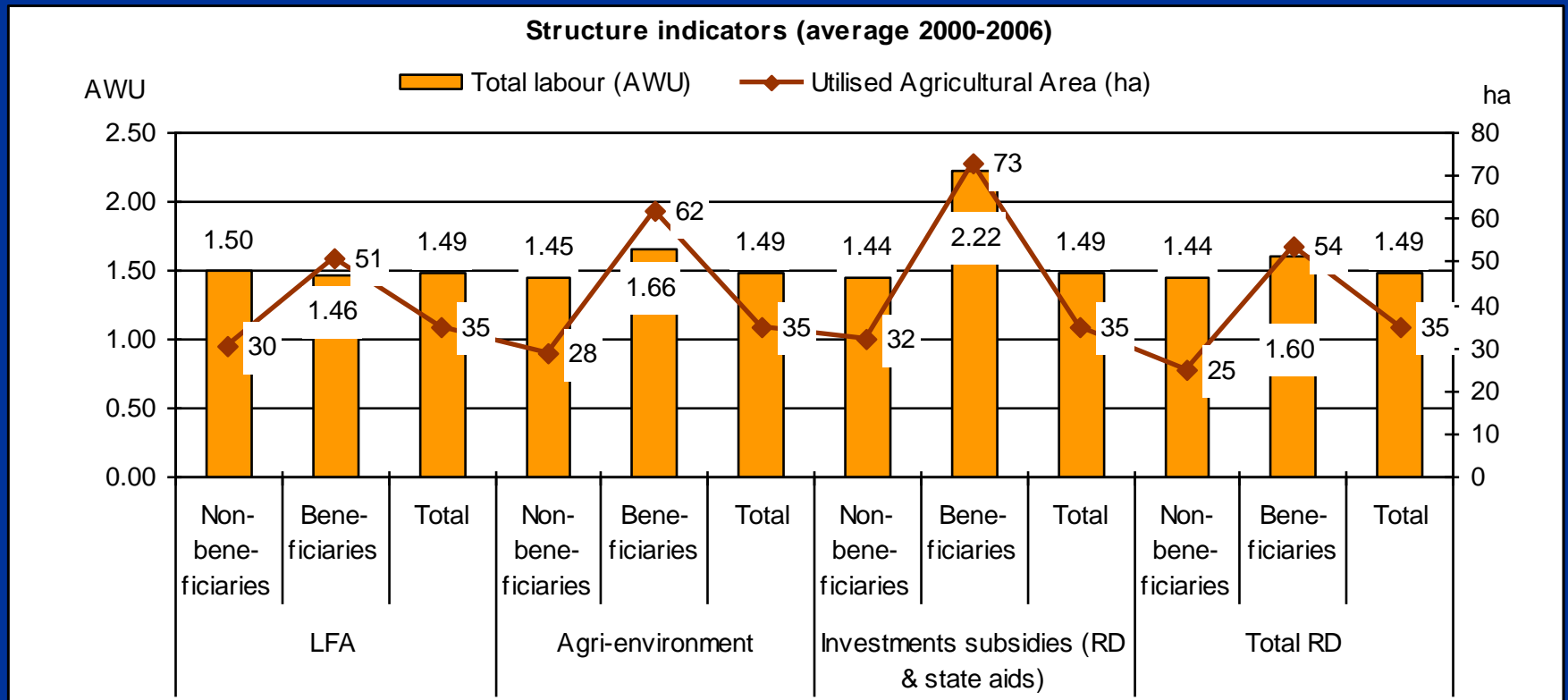
# RD support / 1st pillar by type of farming



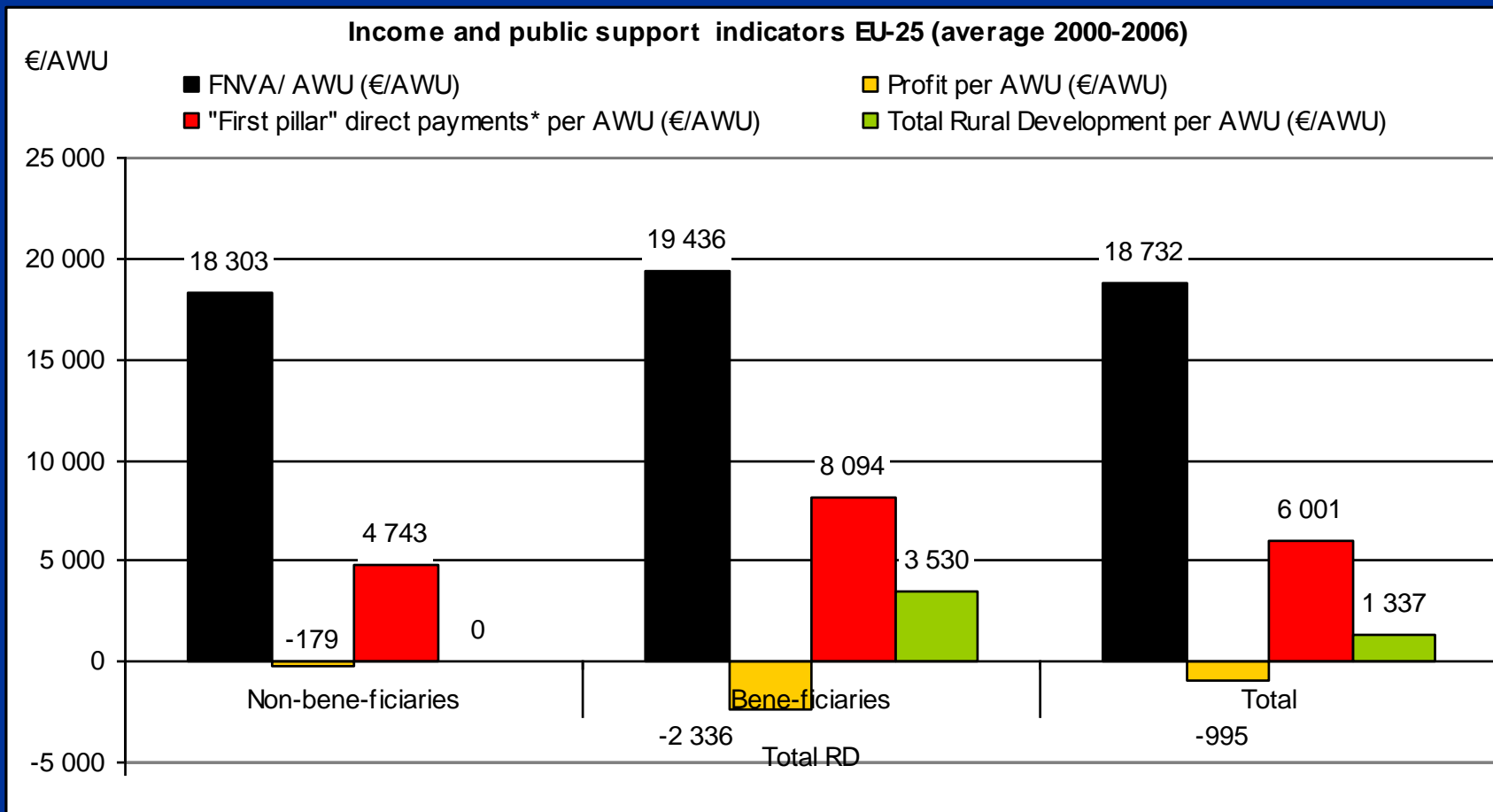
European Commission  
Agriculture and  
Rural Development




# Structure indicators by category, EU-25



# Income and public support



## 2. RD in FADN

- Limitations:
    - Low coverage:
      - Amounts attributable to RD in FADN 2000-2006 : **49%** of the total RD expenditures
        - Difference of scope
        - for the EU-12 Member States CNDPs out
        - some payments 2000-2006 received later
        - the effects of selection and weighting (FADN methodology)
        - inappropriate recording in FADN
      - Coverage varies a lot according to the Member State considered
-  *For number of beneficiaries and total expenditures, use other databases (paying agencies)*
- Only few measures separated (and AEM not specified..) and small size of the sample for some of them (investments subsidies)
  - Origin of the fund not known (EU / national / private)



# 3. Where can you find more information?

- Access to FADN data at national level:
  - Contact the national FADN service:

[http://ec.europa.eu/agriculture/rca/liaisonagency\\_en.cfm](http://ec.europa.eu/agriculture/rca/liaisonagency_en.cfm)

Some national FADN have more detailed information by farm than EU FADN



The screenshot shows the website header for the European Commission Farm Accountancy Data Network. It includes the European Union flag and the text 'European Commission Farm Accountancy Data Network'. Below the header is a breadcrumb trail: 'European Commission > Agriculture > FADN'. A section titled 'LIAISON AGENCIES' contains a table of 18 countries, each with its national flag and a link to its national FADN service.

LIAISON AGENCIES		
 <a href="#">Belgium</a>	 <a href="#">Bulgaria</a>	 <a href="#">Czech Republic</a>
 <a href="#">Denmark</a>	 <a href="#">Germany (*)</a>	 <a href="#">Estonia</a>
 <a href="#">Ireland</a>	 <a href="#">Greece</a>	 <a href="#">Spain (*)</a>
 <a href="#">France</a>	 <a href="#">Italy</a>	 <a href="#">Cyprus</a>
 <a href="#">Latvia</a>	 <a href="#">Lithuania</a>	 <a href="#">Luxembourg</a>
 <a href="#">Hungary</a>	 <a href="#">Malta (*)</a>	 <a href="#">Netherlands (*)</a>
 <a href="#">Austria</a>	 <a href="#">Poland</a>	 <a href="#">Portugal</a>
 <a href="#">Romania</a>	 <a href="#">Slovenia</a>	 <a href="#">Slovakia</a>
 <a href="#">Finland</a>	 <a href="#">Sweden</a>	 <a href="#">United Kingdom</a>

# 3. Where can you find more information?

- EU FADN public database:

<http://ec.europa.eu/agriculture/rca/database/database.cfm>

European Commission  
Farm Accountancy Data Network

European Commission > Agriculture > FADN

Full site | Concept | Methodology | Collection | Diffusion | Database | Legal basis | Private

**FADN PUBLIC DATABASE**

**Introduction**

FADN information is aggregated into a Standard Results database available for the following dimensions: Time (year), geographic (Country, Region), Typology (Type of Farming, TF8/TF14 and economic size ES6). A description of these dimensions and of the Standard Results can be found in the [Diffusion chapter](#).

The Standard Results Database can be consulted through a set of dynamic reports organized in themes or a set of [data files](#) for download only.

A catalog of [geographical maps](#) illustrates main Standard Results.

**Report by theme**

[Help using the report](#)

**THEMES**

**Selected theme**

- Income
- Sample & Population
- Structures and yields
- Structures & Use of agricultural area
- Structures & Livestock
- Production
- Production & Crop
- Production & Livestock
- Costs & Input
- Costs & Intermediate consumption
- Costs & Specific
- Costs & Farming overheads
- Costs & External factors
- Subsidies
- Subsidies & Cross

**Selected measures**

	name	description
1	<input checked="" type="checkbox"/> SYS02	Farms represented
2	<input checked="" type="checkbox"/> SYS03	Sample farms
3	<input checked="" type="checkbox"/> SE131	Total output
4	<input checked="" type="checkbox"/> SE275	Total intermediate consumption
5	<input checked="" type="checkbox"/> SE360	Depreciation
6	<input checked="" type="checkbox"/> SE365	Total external factors
7	<input checked="" type="checkbox"/> SE405	Balance subsidies & taxes on investments
8	<input checked="" type="checkbox"/> SE410	Gross Farm Income
9	<input checked="" type="checkbox"/> SE415	Farm Net Value Added
10	<input checked="" type="checkbox"/> SE420	Farm Net Income
11	<input checked="" type="checkbox"/> SE425	Farm Net Value Added / AWU
12	<input checked="" type="checkbox"/> SE430	Farm Net Income / FMU
13	<input checked="" type="checkbox"/> SE600	Balance current subsidies & taxes

Select All Deselect All

Build and view your report

# 3. Where can you find more information?

- Reports on RD issues based on EU FADN data
  - RD in EU farms (2000-2006)  
[http://ec.europa.eu/agriculture/analysis/fadn/reports/rd0201\\_report\\_final.pdf](http://ec.europa.eu/agriculture/analysis/fadn/reports/rd0201_report_final.pdf)
  - Reports on LFA
    - Overview  
[http://ec.europa.eu/agriculture/analysis/fadn/reports/rd0101\\_overview\\_lfa.pdf](http://ec.europa.eu/agriculture/analysis/fadn/reports/rd0101_overview_lfa.pdf)
    - LFA other than mountain  
[http://ec.europa.eu/agriculture/analysis/fadn/reports/rd0102\\_focus\\_lfa.pdf](http://ec.europa.eu/agriculture/analysis/fadn/reports/rd0102_focus_lfa.pdf)
  - Webpage with all reports:  
[http://ec.europa.eu/agriculture/analysis/fadn/index\\_en.htm](http://ec.europa.eu/agriculture/analysis/fadn/index_en.htm)
- Our website:  
<http://ec.europa.eu/agriculture/rca/index.cfm>



Thank you for your attention



European Commission  
Agriculture and  
Rural Development

