

Modification of RDP

Sardinia / Italy

Following Health Check and Recovery Package

Rural Development Committee


21st October, 2009

DG Agriculture and Rural Development,
Unit E4

Modification of RDP Sardinia / Italy



Overview allocation additional funds Italy

	HC/RP	%	Mod/Wine	%
ABRUZZO	5.282.000	1,1	12.059.000	5,3
BASILICATA	12.194.000	2,6	1.996.000	0,9
BOLZANO	10.814.000	2,3	722.000	0,3
CALABRIA	26.372.000	5,7	4.228.000	1,9
CAMPANIA	30.530.000	6,6	5.952.000	2,6
EMILIA R.	30.827.000	6,6	41.507.000	18,2
FRIULI V.G.	7.932.000	1,7	3.807.000	1,7
LAZIO	17.105.000	3,7	11.985.000	5,2
LIGURIA	9.025.000	1,9	253.000	0,1
LOMBARDIA	63.644.000	13,7	11.517.000	5,0
MARCHE	14.002.000	3,0	3.165.000	1,4
MOLISE	6.238.000	1,3	1.498.000	0,7
PIEMONTE	41.660.000	8,9	8.664.000	3,8
PUGLIA	45.654.000	9,8	36.603.000	16,0
 SARDEGNA	19.845.000	4,3	3.804.000	1,7
SICILIA	30.588.000	6,6	37.450.000	16,4
TOSCANA	18.516.000	4,0	3.700.000	1,6
TRENTO	5.626.000	1,2	2.942.000	1,3
UMBRIA	18.080.000	3,9	4.248.000	1,9
VALLE D'AOSTA	4.118.000	0,9	112.000	0,0
VENETO	47.432.000	10,2	32.076.000	14,1
ITALY Total	465.484.000	100,0	228.288.000	100,0

Modification of RDP Sardinia / Italy



Overview of additional funds injected into the programme with HC/RP based on Table 6.1

Annual contributions from the EAFRD (in EUR)

	2007	2008	2009	2010	2011	2012	2013	Total
Non-Convergence Regions	80,818,000	80,342,000	78,367,000	79,662,000	79,049,000	78,701,000	78,115,000	555,054,000
Additional funds from Article 69(5a) of Regulation (EC) No 1698/2005 – non-convergence region			4,114,000	5,013,000	2,721,000	3,549,000	4,448,000	19,845,000
Total	80,818,000	80,342,000	82,481,000	84,675,000	81,770,000	82,250,000	82,563,000	574,899,000

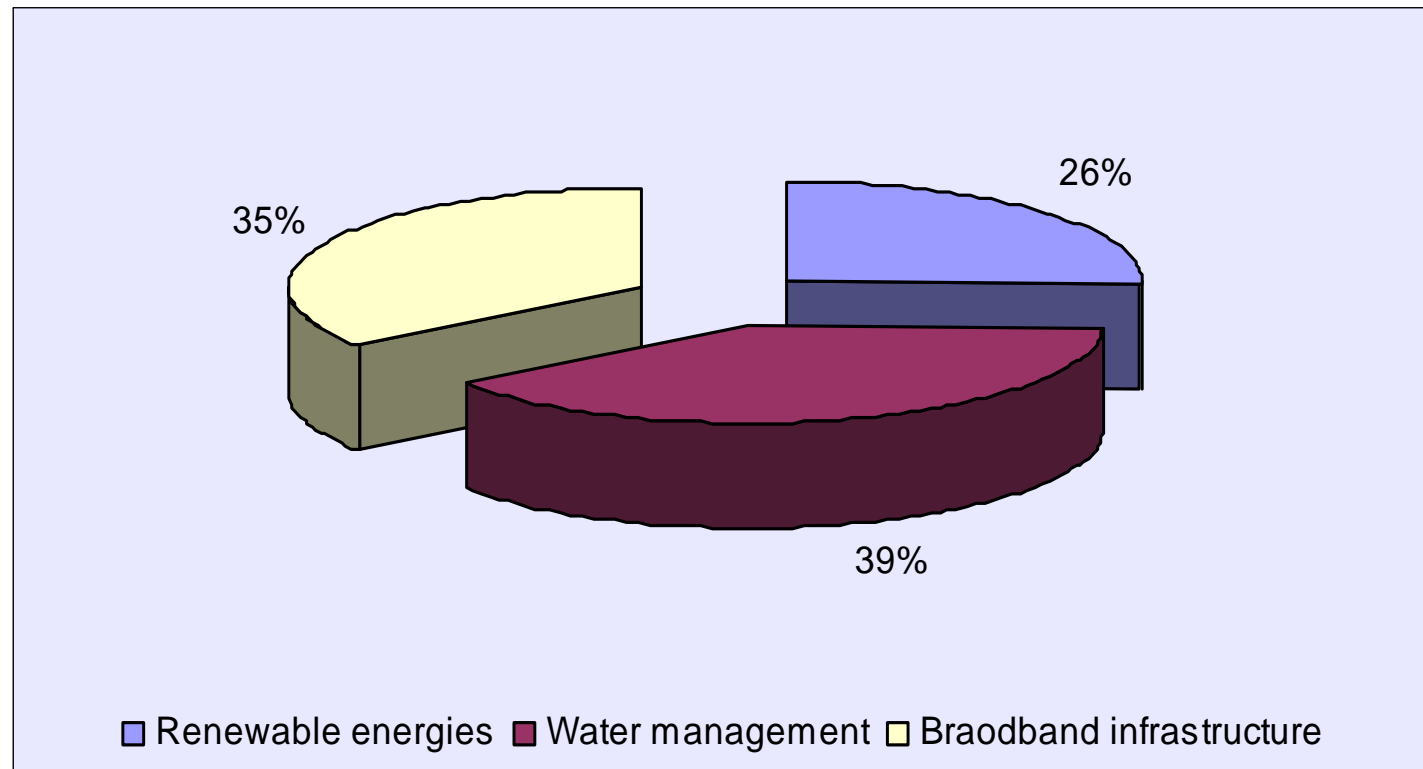



*Modification of RDP
Sardinia / Italy*



**Financial distribution of HC & RP resources
among priority themes:**

**Focus on
water
management**






*Modification of RDP
Sardinia / Italy*



***Allocation of the amount injected with HC & RP by
axes (2009-13, €)***

Axis	Public contribution		
	Total public	EAFRD contribution rate (%)	EAFRD amount
Axis 1	19,924,031	64.50	12,851,000
Axis 2			
Axis 3	10,843,411	64.50	6,994,000
Axis 4			
Technical Assistance			
Total	30,767,442	64.50	19,845,000



Modification of RDP Sardinia / Italy



Overview: Indicative budget* by types of measures EAFRD contribution

Axis 1 €12,851,000

- **20% on measure 121 (for renewable energies)**
- **20% on measure 123 (for renewable energies)**
- **60% on measure 125 (for water management)**

Axis 3 €6,994,000

- **all on measure 321 (for broadband in rural areas)**

* Budget related to operations referred to in Article 16a of Regulation (EC) 1698/2005 between 1 January 2009 and 31 December 2013 (Article 16a(3b) up to the amounts specified in Article 69(5a) of Regulation (EC) No 1698/2005)



European Commission
Agriculture and Rural Development



Thank you for your attention!